



2005 Sun Devil Baseball

ASU Media Relations
(P) 480-965-6594
(F) 480-965-5408
Baseball SID Contact: Jeff Evans
E-Mail: Jeff.Evans@asu.edu
Website: www.TheSunDevils.com

2005 Record: 22-15, 3-3 Pac-10
2005 Home Record: 12-4
2005 Road/Neutral Record: 10-11
2005 vs. Ranked Opponents: 6-11
ASU All-Time Record: 2,380-1,169-6
Head Coach: Pat Murphy (796-382-4)

**** Five-Time NCAA National Champions (1965, 1967, 1969, 1977, 1981) ****

2005 Schedule and Results

(22-15, 3-3 Pac-10)

DATE	OPPONENT	RESULT/TIME
1/28	Long Beach State (#14)	L, 3-7
1/29	Long Beach State (#14)	W, 8-6
1/30	Long Beach State (#14)	L, 1-11
2/4	New Mexico State#	W, 12-0
2/5	Gonzaga#	W, 10-8
2/6	Oregon State#	L, 6-12
2/7	New Mexico State#	W, 11-10
2/11	South Alabama^	W, 7-2
2/12	Oklahoma^	W, 7-5
2/13	Gonzaga^	L, 0-2
2/15	at Arizona (#9)	L, 6-7 (14)
2/18	at Tulane (#1)	L, 2-8
2/19	at Tulane (#1)	L, 2-7
2/20	at Tulane (#1)	L, 3-9
2/23	at Arizona (#7)	L, 5-11
2/25	Baylor (#8)	W, 5-3
2/26	Baylor (#8)	W, 12-4
2/27	Baylor (#8)	L, 7-8 (10)
3/4	vs. North Carolina\$ (#4)	W, 4-3 (11)
3/5	at East Carolina\$	W, 10-3
3/6	vs. Ohio State\$	W, 3-0
3/11	at LSU (#5)	L, 5-6
3/12	vs. Western Illinois	W, 19-1
3/13	vs. Western Illinois	W, 30-13
3/13	at LSU (#5)	L, 3-20
3/18	Oklahoma	W, 5-4
3/19	Oklahoma	W, 5-1
3/20	Oklahoma	W, 6-5
3/24	at USC* (#21)	L, 8-9
3/25	at USC* (#21)	W, 17-1
3/26	at USC* (#21)	W, 2-1 (10)
4/1	Wright State	W, 13-1
4/2	Wright State	W, 11-3
4/3	Wright State	W, 14-1
4/9	at California*	W, 11-7
4/9	at California*	L, 3-7
4/10	at California*	L, 3-4
4/15	Stanford* (#14)	6:30 p.m.
4/16	Stanford* (#14)	6:30 p.m.
4/17	Stanford* (#14)	1 p.m.
4/22	UCLA*	6:30 p.m.
4/23	UCLA*	6:30 p.m.
4/24	UCLA*	1 p.m.
4/29	at Oregon State* (#11)	5 p.m.
4/30	at Oregon State* (#11)	1 p.m.
5/1	at Oregon State* (#11)	1 p.m.
5/4	Utah Valley State	6:30 p.m.
5/14	Arizona* (#6)	6:30 p.m.
5/15	Arizona* (#6)	1 p.m.
5/16	Arizona* (#6)	6:30 p.m.
5/20	at Washington*	6:30 p.m.
5/21	at Washington*	1 p.m.
5/22	at Washington*	1 p.m.
5/27	Washington State*	6:30 p.m.
5/28	Washington State*	6:30 p.m.
5/29	Washington State*	1 p.m.

* Pac-10 Game, # Bob Schaefer Memorial Tournament

^ Coca-Cola Classic (Surprise, Ariz.)

\$ Keith LeClair Invitational

Sports Weekly/ESPN	Baseball America
RV	NR
BoysWorld SoS	BoysWorld RPI
#3	#13

Games 38-40

Home 17-19

2005 Sun Devil Baseball Game Notes



Arizona State Sun Devils (22-15, 3-3 Pac-10) vs.

Stanford Cardinal (20-11, 4-2 Pac-10)

Tempe, Ariz. • Winkles Field at Packard Stadium (3,879) • April 15-17, 2005



PROBABLE PITCHERS

Apr. 15 vs. Stanford, 6:30 p.m.

STAN - Mark Romanczuk, LHP (5-3, 4.23 ERA)

ASU - Erik Averill, LHP (6-3, 3.05 ERA)

Apr. 16 vs. Stanford, 6:30 p.m.

STAN - Jeff Gilmore, RHP (5-1, 4.03 ERA)

ASU - TBA

Apr. 17 vs. Stanford, 1 p.m.

STAN - TBA

ASU - TBA

ASU VS. STANFORD

All-Time Record vs. Stanford: 78-80

Last 10/20 Games vs. Stanford: 4-6/14

Since '98 at Packard Stadium (vs. STAN): 5-7

NATIONAL RANKINGS

After going 1-2 last weekend, the Sun Devils dropped out of the national poll. ASU was previously ranked No. 24 (Baseball America) and No. 25 (Sports Weekly/ESPN). ASU has appeared in the national rankings in 102 of the last 108 weeks dating back to the start of the 2000 season. Stanford is ranked No. 15 by BA and SW/ESPN.

MEDIA EXPOSURE

ASU returns to the airwaves this weekend with all three games of the Pac-10 series against Stanford broadcast locally on KDUS 1060 AM with Tim Healey and Bob Eger calling all the action from the Packard Stadium press box. The Friday and Saturday games will also be televised on AZ-TV. All 24 Pac-10 games are scheduled to be broadcast on KDUS 1060 AM and also on the internet. Every game this season will be able to be followed via GameTracker on the Internet at www.thesundevils.com.

FUN FACTS

After starting the season 6-9, the Sun Devils have turned it around and have won 16 of their last 22 games... ASU has played 19 of its 37 games this season against teams that have appeared in the national polls... Seth Dhaenens is hitting .455 (20-for-44) over his last 15 games to raise his batting average from .071 to .362 (291 points)... Jeff Larish ranks fifth in ASU history with 41 home runs and 205 RBI... ASU has the No. 13 RPI and the No. 3 strength of schedule in the nation on BoysWorld.com... head coach Pat Murphy needs four more wins for No. 800 in his career.

What's On Tap:

The Arizona State Sun Devils (22-15, 3-3 Pac-10) return home for only the third time in the last seven weeks by hosting No. 14 Stanford (20-11, 4-2 Pac-10) to a three-game Pac-10 series at Winkles Field at Packard Stadium. After starting the season 6-9, ASU has won 16 of its last 22 games. The Sun Devils have opened league play with their first two series on the road at USC and Cal (lost two of three) and will play back-to-back home series for the first time since opening the season with seven straight home tilts. Following the series with the Cardinal, ASU will host UCLA (April 22-24) in a three-game set. ASU will also host rival Arizona (May 14-16) and Washington State (May 27-29) as four of final six Pac-10 series will be played at home.

Quick Hits:

- ASU set a school record with 35 hits in the 30-13 win over Western Illinois (3/13). Travis Buck went 6-for-8.
- Jr. LHP Erik Averill is 6-2 with a 3.05 ERA and has tossed three complete games. He has 56 K's and only 12 BB.
- So. 2B Seth Dhaenens has raised his batting average from .071 to .362 by going 20-for-44 in his last 15 games.
- 12 of ASU's 15 losses this season have come against teams that have appeared in the national rankings.
- Stanford's Mark Romanczuk will mark the ninth preseason All-American pitcher ASU will face this season.
- ASU has played over half of its schedule (19 of 37) against teams that have been ranked at some point this season.
- ASU has been road warriors this season playing 21 of its last 30 games away from Packard Stadium.
- 16 Sun Devils, including 10 true freshman, have made their debuts in the Maroon and Gold this season.
- 12 players have at least one SB this season and ASU leads the Pac-10 with 65 stolen bases (65-for-89).
- After 37 games the Sun Devils have 14 triples, doubling the season total of seven triples in 59 games in 2004.
- ASU owns a 235-103-1 record for a .695 winning percentage this decade (2000-P).
- Fr. OF J.J. Sierra has hits in seven of his last eight games (.423, 11-for-26) and is hitting .375 in Pac-10 play.
- Senior Jeff Larish leads the Pac-10 with 13 home runs and ranks fifth in ASU career home runs and RBI (205).
- Travis Buck leads the team with 18 multi-hit games and is hitting .354 (58-for-164) with 14 doubles and 26 RBI.
- In 37 games this season ASU has used 28 different starting batting lineups and 22 different defensive lineups.
- Senior catcher Tuffy Gosewisch has thrown out 15 of 40 attempted base stealers this season (38%).
- Freshman reserve catcher Austin Stockfish has hits in six straight at-bats and is hitting .857 (6-for-7).
- Pat Bresnahan threw a complete-game four hitter against USC (3/25) to earn Pac-10 Pitcher of the Week honors.
- Travis Buck (#17) and Jeff Larish (#40) are rated among the top 50 college prospects by Baseball America.
- Brothers Brett (LHP) and Greg (C/INF) Bordes formed a unique battery in the ninth inning vs. Wright State (4/3).
- Fr. OF Rocky Laguna has a current nine-game hitting streak and has recorded a multi-hit game in 6 of the last 7.



ARIZONA STATE UNIVERSITY

Sun Devil Baseball 2005

2005 National Polls

Baseball America (4/11)

1. Texas	29-6
2. Cal State Fullerton	23-8
3. Tulane	29-5
4. Georgia Tech	26-7
5. Florida	25-8
6. Arizona	24-10
7. North Carolina	27-6
8. South Carolina	28-5
9. Miami	27-9
10. Arkansas	27-6
11. Oregon State	26-5
12. Baylor	22-12
13. Missouri	26-6
14. Stanford	19-11
15. Rice	23-12
16. Long Beach State	24-11
17. Nebraska	27-6
18. Alabama	24-10
19. College of Charleston	26-5
20. Florida State	32-8
21. Mississippi	22-10
22. Louisiana State	23-11
23. Tennessee	23-9
24. Mississippi State	20-8
25. USC	21-9

Sports Weekly/ESPN (4/11)

1. Texas	29-6
2. Cal State Fullerton	23-8
3. Tulane	29-5
4. South Carolina	28-5
5. Georgia Tech	26-7
6. Miami (Fla.)	27-9
7. North Carolina	27-6
8. Arizona	24-10
9. Florida	25-8
10. Arkansas	27-6
11. Nebraska	27-6
12. Louisiana State	23-11
13. Florida State	32-8
14. Stanford	19-11
15. Oregon State	26-5
16. Baylor	22-12
17. Long Beach State	24-11
18. Rice	23-12
19. UL Lafayette	29-6
20. Mississippi	22-10
21. Missouri	26-6
22. Alabama	24-10
23. USC	21-9
24. Mississippi State	20-8
25. Auburn	22-13

Collegiate Baseball (4/11)

1. Tulane	29-5
2. Cal State Fullerton	23-8
3. Texas	29-6
4. Georgia Tech	26-7
5. South Carolina	28-5
6. Arizona	24-10
7. Florida	25-8
8. North Carolina	27-6
9. Florida State	32-8
10. Nebraska	27-6
11. Oregon State	26-5
12. Miami (Fla.)	27-9
13. Missouri	26-6
14. Long Beach State	24-11
15. Arkansas	27-6
16. Baylor	22-12
17. Alabama	24-10
18. Stanford	19-11
19. LSU	23-11
20. College of Charleston	26-5
21. UL Lafayette	29-6
22. Mississippi State	20-8
23. Auburn	22-13
24. Tennessee	23-9
25. USC	21-9

Recapping Last Weekend:

The Sun Devils dropped the last two games of their series at California to fall to 3-3 in Pac-10 play. After a rainout Friday to begin the series, the Sun Devils and Golden Bears played a doubleheader on Saturday. ASU won the first game 11-7, but dropped the nightcap 7-3. Tied at 4-4 in the fifth inning, senior third baseman Joey Hooft hit his first homer as a Sun Devil to give the Sun Devils the lead for good. Cal won the rubber match with a dramatic come-from-behind 4-3 win on Sunday by scoring two runs in the bottom of the ninth off closer Jason Urquidez to win the game and the series. The Devils hit .298 (31-for-104) against California and were out-scored 18-17. Sophomore second baseman Seth Dhaenens hit .455 (5-for-11) in the series and Travis Buck was 5-for-13 (.385). The pitching staff combined for a 6.04 ERA and gave up five home runs in the series. Junior LHP Erik Averill had another solid start giving up two runs in 5.2 innings and struck out four in Sunday's series finale.

Who's Hot:

Several Sun Devils are riding hot streaks at the plate and on the mound heading into the weekend series against Stanford. Sophomore second baseman Seth Dhaenens is currently the hottest Sun Devil at the plate, hitting .455 (20-for-44) over the last 15 games to raise his season batting average 291 points from .071 to .362. Dhaenens also has a current six-game hitting streak in which he is hitting .579 (11-for-19) with six runs and six RBI. Dhaenens currently leads the team in hitting at .362 (21-for-58) with 16 RBI. Freshman DH/OF Rocky Laguna has a current nine-game hitting streak and has recorded multi-hit games in six of his last seven starts. Laguna is hitting .444 (16-for-36) with 10 runs and 11 RBI. After not playing for the most part of two weeks, freshman outfielder J.J. Sferra has reentered the starting lineup and has responded with hits in seven of his last eight games and is hitting .423 (11-for-26) during that stretch. Sferra is also hitting .375 (6-for-16) in Pac-10 play. Senior Jeff Larish and junior Travis Buck are each hitting .389 (7-for-18) over the last five games. Junior LHP Erik Averill has won his last four decisions, posting a 2.45 ERA in his last six appearances (33.0 IP, 23 K). Junior left-handed reliever Brett Bordes has been solid out of the bullpen posting a 2.41 ERA and going 3-1 in his last 12 appearances (18.2 IP).

Batting Average on the Rise:

Over the last 15 games the Arizona State offense has caught fire by hitting .353 (202-for-573) with 38 doubles, eight triples and 20 home runs. During that stretch of games ASU has raised its team batting average 31 points from .278 to its current mark of .309. The Sun Devils are currently second in the Pac-10 in batting and by scoring in double digits in nine of their last 21 games also rank second in the league in scoring (7.54 runs per game). The team batting race is also tight with Seth Dhaenens (.362), Rocky Laguna (.356), Travis Buck (.354), Colin Curtis (.338) and Tuffy Gosewisch (.333) all within 30 points of each other.

A Good Omen:

Through the halfway point of the 2005 season the Sun Devils were 16-12 (currently 22-15). The last time ASU was 16-12 after 28 games was in 1998 when the Sun Devils last advanced to the College World Series and played for the National Championship. In both 1998 and earlier this season, ASU tied a school record by losing six straight games. After enduring the six-game losing streak in 1998, ASU finished up strong winning 18 of its last 27 regular season games that season to earn a spot in the NCAA Tournament. Following ASU's six-game losing streak this season, the Sun Devils have won 16 of their last 22 games. In comparison, ASU's 22-15 record compares to similar records after 37 games in 1996 (23-14), 1997 (22-15), 1998 (23-14) and 2001 (23-13-1).

Flashing the Leather:

The Sun Devils have played stellar defense of late with five error-free games over a stretch of the last seven games. For the season ASU has recorded nine error-free games and have a .959 fielding percentage.

2005 ARIZONA STATE BASEBALL PROJECTED STARTING LINEUP

Arizona State Sun Devils (22-15 Overall, 3-3 Pac-10)

Batting Order	No.	Name (B/T)	Pos	Yr	BA-HR-RBI	Notes/Key Stats
1	14	Rocky Laguna (R/L)	DH	Fr.	.356-1-24	ASU is 10-2 when Laguna hits leadoff.
2	4	Travis Buck (L/R)	RF	Jr.	.354-2-26	Leads team with 18 multi-hit games.
3	39	Tuffy Gosewisch (R/R)	C	Sr.	.333-5-42	Leads ASU and second in Pac-10 with 42 RBI.
4	11	Jeff Larish (L/R)	1B	Sr.	.319-13-37	Leads Pac-10 and top 5 in NCAA with 13 home runs.
5	9	Colin Curtis (L/L)	LF	So.	.338-1-26	Hits in 28 of 37 games this season and 13 of last 16.
6	5	Joey Hooft (R/R)	3B	Sr.	.309-1-16	Hit first homer as a Sun Devil vs. Cal (4/9).
or	18	Willy Fox (R/R)	DH	Fr.	.291-4-16	Has recorded 16 RBI in his 12 starts this season.
7	6	Seth Dhaenens (L/R)	2B	Fr.	.362-2-16	Hitting .455 going 20-for-44 over his last 15 games.
8	15	Joe Persichina (L/R)	SS	So.	.225-1-7	Started at SS last weekend. Hit 2nd career HR vs. WSU.
or	12	Andrew Romine (B/R)	SS	Fr.	.266-0-15	Started all 34 of 37 games at SS. DNP vs. Cal.
or	37	Zechry Zinicola (R/R)	DH/IB	So.	.276-1-8	Two-way player with hits in seven of last nine games.
9	2	J.J. Sferra (L/L)	CF	Fr.	.295-0-10	Hitting .375 (6-for-16) in Pac-10 play.

Probable Pitching Rotation:

S/R	No.	Name	R/L	Yr	W-L/SV/ERA	Notes/Key Stats
SP	45	Erik Averill	LHP	Jr.	6-2/0/3.05	Tied for second in Pac-10 with six wins and 3 CG.
SP	40	Pat Bresnehan	RHP	So.	3-3/0/4.22	Struggled in last two GS giving up 8 R in last 10.2 IP.
R/S	34	Jason Urquidez	RHP	Sr.	5-3/1/4.74	In last two starts has given up two runs in 12.0 IP.
R/S	37	Zechry Zinicola	RHP	So.	2-2/2/5.45	Streak of four consecutive scoreless IP out of bullpen.
Rel	49	Brett Bordes	LHP	Jr.	3-1/3/3.96	Allowed 5 ER in last 18.2 IP (12 G) for (2.41 ERA).
Rel	50	Tony Barnette	RHP	Jr.	2-1/0/7.50	Leads Pac-10 with pitching 19 appearances.

*Rotation/Starting Lineup Subject to Change



Sun Devil Baseball 2005

The Starting Pitchers:

Note... ASU has not set a starting rotation for this weekend, but the four main pitchers are featured below:

Erik Averill, Jr., LHP (Orange, Calif.)

Will be making his 11th start of the season this weekend against nationally ranked Stanford... leads the ASU pitching staff going 6-2 with a 3.05 ERA and has recorded 56 strikeouts and only 12 walks in 65.0 IP this season... averaging 7.75 strikeouts and 1.66 walks per nine innings pitched... ranks ninth in the Pac-10 with his 3.05 ERA, second in innings pitched (65.0), tied for second in wins (6) and seventh in strikeouts (56)... has won four straight decisions, with his last win coming with five shutout innings against Wright State (4/1)... was in line to record his seventh victory of the year last week vs. California, leaving the game in the sixth inning with a 3-2 lead... struck out seven and allowed only one unearned run in his third complete game of the year vs. Oklahoma (3/19)... has lasted five or more innings in nine straight starts... earned Pro-Line/NCBWA and Collegiate Baseball National Pitcher of the Week honors after striking out career-high 14 batters in complete-game shutout over New Mexico State (2/4)... his 14 strikeouts were also the most by a Sun Devil since Mike Esposito had 17 against Washington in 2002... also threw a complete game South Alabama (2/12), giving up only one earned run and five hits... is 18-8 with a 4.00 ERA in 57 career pitching appearances (29 starts).

Pat Bresnehan, So., RHP (Sherborn, Mass.)

Heads into the weekend against Stanford with a 3-3 record and a 4.22 ERA... has appeared in 14 games while making eight starts... has struck out 46 batters (18 KL) in 49.0 innings... averaging 8.45 strikeouts per nine innings pitched... took the loss in his last start against California (4/9) giving up 10 hits and six runs (five earned) in 5.2 innings... matched his career high with seven strikeouts in his last win against Wright State (4/2)... earned Pac-10 Pitcher of the Week honors after allowing only four hits and one unearned run in a complete-game victory over USC (3/25)... in eight starts this season is 3-3 with a 5.00 ERA... has posted a 2.08 ERA in six relief appearances (13.0 IP) this season... is 6-5 with five saves and a 4.58 ERA in 37 career appearances (9 starts).

Jason Urquidez, Sr., RHP (Simi Valley, Calif.)

Senior right-hander who is 5-3 with one save and a 4.74 ERA in 15 games (6 starts) this season... ranks second on the team and 10th in the Pac-10 with 50 strikeouts in 57.0 innings... suffered a blown save and the loss against California (4/10) last weekend giving up two runs in the ninth inning to surrender a 3-2 lead and lose 4-3... in his last two starts against USC (3/26) and Wright State (4/3) has combined to allow only nine hits and two runs in 12.0 innings (1.50 ERA)... in six starts he is 2-1 with a 5.50 ERA... boasts a 3-2 record with one save and a 3.57 ERA in nine games out of the bullpen... allowed only one run in eight innings while recording no-decision at USC (3/26)... tied for the Pac-10 lead with two pickoffs and also ranks 10th in innings pitched (57.0)... opposing hitters are batting only .259 off him... averaging 7.89 K/9.0 IP... is 17-6 with a 3.90 ERA in 34 games (23 starts) in two seasons as a Sun Devil... named first-team All-Pac-10 and honorable mention All-America by CollegeBaseballInsider.com after going 12-3 with a 3.41 ERA in 2004... part of an elite class of eight returning pitchers in the NCAA to have recorded 12 or more wins last season.

Zechry Zinicola, So., RHP (San Bernadino, Calif.)

Hard-throwing sophomore right-hander who is 2-2 with two saves and a 5.45 ERA in 13 games (7 starts) this season... has struck out 34 and walked 23 in 39.2 innings... in seven starts this season he is 0-2 with a 6.00 ERA... is 2-0 with a 3.72 ERA as a reliever, including three shutout innings in his last appearance out of the bullpen against Wright State (4/3)... in his last outing gave up six hits and four runs in 3.2 innings to record the no-decision in ASU's 11-7 win over California (4/9)... averaging 7.71 strikeouts and 4.99 walks per nine innings pitched... ranks ninth in ASU history with 10 career saves... in 38 career pitching appearances (11 starts) is 6-4 with a 4.22 ERA... in 27 career relief appearances is 5-2 with a 3.42 ERA and 53 strikeouts in 50.0 innings... voted by Pac-10 coaches as having the best fastball in the league (Baseball America).

Larish Leads Pac-10 And Ranks Third in NCAA in Home Runs:

Senior Jeff Larish leads the Pac-10 and ranks tied for third in the NCAA with 13 home runs. Larish has hit eight home runs in his last 15 games, including a pair of multi-home run contests in back-to-back games against Western Illinois and a walk-off solo home run in the bottom of the ninth inning against Oklahoma (3/18). Larish trails NCAA leaders Adam Carr (Oklahoma State) and Jason Maxey (Towson), who each have 15. The senior slugger has three multi-homer games this season and five in his career. Of his 13 home runs this season, he has hit six solo homers, three two-run shots and four three-run bombs. Eleven (11) of his 13 homers have also come on the road. Here is a look at the NCAA leaders in home runs as of April 12 (as reported by BoydsWorld.com):

Player	School	HR
Adam Carr	Oklahoma State	15
Jason Maxey	Towson	15
Jeff Larish	Arizona State	13
Casper Wells	Towson	13
Ryan Patterson	LSU	13

Larish Climbs ASU Career Charts:

With his Pac-10 leading 13 home runs, senior Jeff Larish ranks fifth in ASU history with 41 career home runs. His 41 long balls are only three way from fourth place (Dan Rumsey, 1986-89) and four away from tying seven-time National League MVP Barry Bonds (1983-85). Former major leaguer Bob Horner holds the all-time record with 56 home runs. Larish's 205 RBI also rank fifth in the ASU record books and his 171 walks are second. Larish also ranks 10th in career at-bats (743), ninth in total bases (433) and is nearing the ASU career top 10 in runs scored (194) and hits (248). Through 37 games, Larish is hitting .319 (46-for-144) with 25 extra base hits for a .681 slugging percentage. He has been especially hot with hits in 12 of his last 16 games, going 23-for-60 (.383) to raise his batting average from .273 to .319 (46 points).

ASU HEAD COACH

Pat Murphy



Since inheriting the Sun Devil program in August of 1994, Arizona State Baseball Head Coach Pat Murphy has carefully nurtured the tradition of excellence in Tempe, at the same time establishing himself as one of the top collegiate head coaches in the nation. He has guided Arizona State to top-12 national rankings in four of the past eight seasons, including an appearance in the 1998 College World Series national championship game. Murphy has combined to go 423-211-1 in his 11 seasons in Tempe and posts an all-time 29-22 record in NCAA Tournament action. He has a career 796-382-4 record in 21 seasons as a head coach. Murphy recorded his 700th victory at the Division I level on April 2, 2004 in a 10-3 win over USC. In 18 seasons split between Notre Dame and ASU, Murphy has averaged over 40 wins per season. ASU set an NCAA record scoring in 506 consecutive games from 1995-2004 and set the NCAA record with 14 grand slams in 2004.

Month by Month at ASU:

January	41-6
February	107-42
March	107-67-1
April	99-57
May	64-33
June	5-7

Pat Murphy at ASU

Record at ASU	423-211-1
Pac-10	151-118
Non-Conference	269-93-1
NCAA Tournament	20-14

Opening Day Record	9-2 (16-2 overall)
Earliest Start	Jan. 15, 1999 (Utah)
Latest Start	Feb. 6, 2004 (Florida State)

Pat Murphy Year-by-Year

Career Record: 796-382-4/20th season
Division I Record: 741-327-2/18th season
Arizona State Record: 423-211-1/11th season

Year	School	Overall
2005	Arizona State	22-15
2004	Arizona State	41-18
2003	Arizona State	54-14
2002	Arizona State	37-21
2001	Arizona State	37-20-1
2000	Arizona State	44-15
1999	Arizona State	39-21
1998	Arizona State	41-23
1997	Arizona State	39-22
1996	Arizona State	35-21
1995	Arizona State	34-21
1994	Notre Dame	46-16
1993	Notre Dame	46-16
1992	Notre Dame	48-15
1991	Notre Dame	45-16
1990	Notre Dame	46-12
1989	Notre Dame	48-19-1
1988	Notre Dame	39-22
1987	Claremont-Mudd Scripps	21-18-1
1986	Claremont-Mudd Scripps	24-16
1983	Maryville (Tenn.)	10-21-1



Sun Devil Baseball 2005

The Larish Record Watch

Career Home Runs:

1. Bob Horner (1976-78)	56
2. Mike Kelly (1989-91)	46
3. Barry Bonds (1983-85)	45
4. Dan Rumsey (1986-89)	44
5. Jeff Larish (2002-P)	41
6. Andrew Beinbrink (1996-99)	40
7. Casey Myers (1998-2001)	39
8. Mitch Jones (1999-2000)	38
9. Jeremy West (2001-03)	36
10. Ted Dyson (1983-87)	36
Mike Soddors (1980-81)	36

Career RBI:

1. Andrew Beinbrink (1996-99)	283
2. Casey Myers (1998-2001)	275
3. Clay Westlake (1973-76)	250
4. Bob Horner (1976-78)	229
5. Jeff Larish (2002-P)	205
6. Antone Williamson (1992-94)	203
7. Alvin Davis (1979-82)	200
8. Mike Kelly (1989-91)	194
Ken Landreaux (1974-76)	194
10. Alan Bannister (1970-72)	177

Career Hits:

1. Clay Westlake (1973-76)	322
2. Andrew Beinbrink (1996-99)	318
3. Casey Myers (1998-2001)	313
4. Dustin Pedroia (2002-04)	298
5. Gary Atwell (1970-73)	286
6. Mikel Moreno (1995-98)	277
7. Antone Williamson (1992-94)	264
8. Bob Horner (1976-78)	262
9. Dan Rumsey (1986-89)	261
10. Willie Bloomquist (1997-99)	256
--- Jeff Larish (2002-P)	248

Career Total Bases:

1. Andrew Beinbrink (1996-99)	547
2. Clay Westlake (1973-76)	505
3. Casey Myers (1998-2001)	494
4. Bob Horner (1976-78)	492
5. Dan Rumsey (1986-89)	469
6. Antone Williamson (1992-94)	443
7. Mike Kelly (1989-91)	439
8. Barry Bonds (1983-85)	438
9. Jeff Larish (2002-P)	433
10. Dustin Pedroia (2002-04)	423
Ken Landreaux (1974-76)	420
Jim Austin (1989-91)	420

Career Walks:

1. Alvin Davis (1979-82)	207
2. Jeff Larish (2002-P)	171
3. Andrew Beinbrink (1996-99)	154
4. Clay Westlake (1973-76)	148
5. Doug Newstrom (1991-93)	131

Single-Season Walks:

1. Alvin Davis (1982)	87
2. Jeff Larish (2003)	78
3. Doug Newstrom (1993)	71
4. Doug Baker (1982)	70

Single-Season RBI:

1. Chris Bando (1978)	102
2. Bob Horner (1978)	100
Mike Soddors (1981)	100
4. Casey Myers (2000)	97
5. Jeff Larish (2003)	95

National/Pac-10 Awards

Pac-10 Pitcher/Player of the Week:

Travis Buck	Mar. 1
Pat Bresnehan	Mar. 29

National Player of the Week:

Averill (Feb. 7)	Collegiate Baseball
Averill (Feb. 8)	NCBWA

Clemens Award Watch List:

Erik Averill, Jason Urquidez

Wallace Award Watch List:

Travis Buck

Bench Catcher of the Year Watch List:

Tuffy Gosewisch

NCBWA Stopper of the Year:

Zechry Zinicola

SEBaseball.com Team of the Week:

Arizona State

Arizona State Career Stats vs. Stanford:

Player	Avg.	G	AB	R	H	RBI	2B	3B	HR	SB
Buck	.273	6	22	4	6	3	1	0	0	1
Gosewisch	.273	6	11	1	3	3	1	0	0	0
Larish	.250	9	36	8	9	10	1	1	2	0
Persichina	.250	2	8	1	2	1	1	0	0	0
Curtis	.200	2	5	0	1	0	0	0	0	0
Zinicola	.200	3	5	0	1	1	1	0	0	0
Dhaenens	.000	2	4	0	0	0	0	0	0	0

Player	ERA	W-L	SV	G	IP	H	R	ER	BB	SO
Zinicola	0.00	0-0	1	1	4.2	2	0	0	2	4
Bresnehan	0.00	0-0	0	1	2.1	2	0	0	2	2
Andes	0.00	1-0	0	2	5.0	3	0	0	3	2
Averill	8.59	0-0	0	2	7.1	12	7	7	1	7
Marotz	9.00	0-0	0	1	1.0	1	1	1	1	1
Urquidez	19.29	0-1	0	1	2.1	6	5	5	2	1
Bordes	21.60	0-0	0	3	1.2	5	4	4	2	0

Series History vs. Stanford:

The Sun Devils and Cardinal have met 158 times dating back to the first meeting between the two schools in the 1967 College World Series. Stanford holds a slight 80-78 lead in the all-time series and has won six of the last 10 meetings. ASU last earned a series win over the Cardinal in 2000 at Packard Stadium. Stanford has won each of the last four series, all by winning two-of-three.

Gosewisch Among Nation's Elite Catchers:

Senior catcher Tuffy Gosewisch joins former Sun Devil Don Wakamatsu (1982-85) as the only other full-time, three-year starter at the catching position in school history. Gosewisch has started 152 games behind the plate over the last three seasons and has combined to go 160-for-476 (.336). This season he is fifth on the team hitting .333 (48-for-144) with five home runs and 42 RBI. He has been one of ASU's most consistent hitter with hits in 27 of 37 games and leads the team with 13 multi-RBI games. The 2004 Johnny Bench Catcher of the Year semifinalist and one of 37 players named to the 2005 Bench Award Watch List, is a career .323 hitter with nine home runs, 134 RBI and a .993 fielding percentage. A top candidate for the 2005 Bench Award, Gosewisch has been nearly perfect behind the dish this year with only one error (.997 fielding percentage) in 301 total chances. He has gunned down 15 of 40 base stealers and has not allowed a passed ball. He has caught all but 17 innings this season (out of 333.0) and showed his true "tuffness" when he played the next day after suffering a mild concussion and had several stitches after being hit by a pitch in the head against Baylor (2/25). Here is a look at Tuffy's progression at the plate in games started during his Sun Devil career:

Gosewisch as a Starting Catcher:

2002: 12 games started (1-for-29, .034)

2003: 45 games started (45-for-136, .331)

2004: 58 games started (67-for-196, .342)

2005: 37 games started (48-for-144, .333)

Year	Avg	GP-GS	AB	R	H	2B	3B	HR	RBI	BB	SO	SB-ATT
2002.....	.128	30-12	39	6	5	0	0	0	2	4	12	0-0
2003.....	.340	59-45	144	41	49	9	0	2	41	22	19	2-2
2004.....	.342	59-58	199	36	68	14	1	2	49	31	37	0-2
2005.....	.333	37-37	144	28	48	8	2	5	42	14	18	3-5
TOTAL...	.323	185-152	526	111	170	31	3	9	134	71	86	5-9

2005 ARIZONA STATE BASEBALL PRESEASON AWARDS

Baseball America Preseason All-Americans:

Travis Buck - 1st team
Jeff Larish - 3rd team

Baseball America Preseason All-Pac-10:

Jeff Larish - DH
Travis Buck - OF

Baseball America Top Pac-10 Newcomers:

Andrew Romine - No. 2

Baseball America Top Pac-10 Prospects:

Travis Buck - No. 3
Jeff Larish - No. 10

Baseball America Pac-10 Best Tools:

Travis Buck - Best Outfield Arm
Travis Buck - Best Athlete
Jeff Larish - Best Strike-Zone Discipline
Zechry Zinicola - Best Fastball

Baseball America's Fab 50 By Class:

Freshman:

Andrew Romine - No. 3
J.J. Sferri - No. 33

Sophomores:

Colin Curtis - No. 26

Juniors:

Travis Buck - No. 13

Seniors:

Jeff Larish - No. 1
Jason Urquidez - No. 6

Collegiate Baseball Preseason All-Americans:

Travis Buck - 3rd team
Jason Urquidez - 3rd team
Jeff Larish - 3rd team

NCBWA Preseason All-Americans:

Travis Buck - 2nd team
Jason Urquidez - 2nd team



Sun Devil Baseball 2005

Buck Continues Hot Hitting:

Junior Travis Buck started the season slow hitting only .246 in the first 15 games, but has since heated up going 43-for-103 (.417) over the last 22 games. The Wallace Award and Baseball America Player of the Year candidate is third on the team hitting .354 (58-for-164) with 14 doubles, three triples, two home runs and 26 RBI. He also leads the team with 18 multi-hit games and ranks in the top 10 in the Pac-10 with nine stolen bases. His name also appears among the league leaders in runs (43, 2nd), doubles (14, 2nd), triples (3, 4th) and total bases (84, 7th). With his outstanding week at the plate against Baylor (.571, 8-for-14, 6 H, 6 RBI, Buck was named the Pac-10 Player of the Week and was also named to the College Baseball Foundation Honor Roll. The Player of the Week honor was the fourth career award for Buck and the 75th such honor for Arizona State University. He also won the award twice last season (Mar. 2, Mar. 9) and once during his freshman season (Apr. 1).

Year	Avg	GP-GS	AB	R	H	2B	3B	HR	RBI	BB	SO	SB-ATT
2003....	.326	66-65	239	59	78	13	3	4	46	35	28	12-14
2004....	.373	59-59	225	64	84	16	1	9	58	41	34	13-16
2005....	.354	37-37	164	43	58	14	3	2	26	14	23	9-14
TOTAL...	.350	162-161	628	166	220	43	7	15	130	90	85	34-44

Buck Prefers Hitting Second:

In his three seasons as a Sun Devil, junior right fielder Travis Buck has enjoyed his most success while hitting in the No. 2 spot in the lineup. In 100 career games in the No. 2 spot in the lineup, Buck is a career .404 (160-for-396) hitter with 125 runs scored, 12 home runs and 95 RBI. While hitting No. 2, Buck has accounted for 73% of his run production (95 of 130 RBI), 75% of his runs scored (125 of 166), 80% of his home runs (12 of 15) and 73% of his total hits (160 of 220). This season Buck is hitting .423 (47-for-111) with 34 runs scored and 22 RBI in 24 games batting in the second spot. He has combined to hit just .208 (11-for-53) this season when batting either leadoff (.118, 2-for-17) or third (.250, 9-for-36). ASU is 16-5 when Buck hits in the No. 2 spot in the lineup this season. Overall, the preseason All-American is a career .350 hitter (220-for-628) with 166 runs, 15 home runs and 130 RBI.

ASU in the Pac-10:

The Sun Devils began their 27th season in the Conference of Champions with a series victory over USC at Dedeaux Field. The series victory snapped a streak of having lost the last two Pac-10 season opening series. ASU owns an all-time 430-317 (.576) record in Pac-10 play and has won six conference championships (last in 2000). Since the Pac-10 North and Pac-10 South joined in 1999, ASU is 90-60 (.600) in league play and 274-124-1 overall. In 11 seasons under head coach Pat Murphy the Sun Devils have won six of the conference opening series and own an all-time 151-118 (.561) record in Pac-10 play.

Bresnehan Named Pac-10 Pitcher of the Week:

Arizona State University sophomore right-handed pitcher Pat Bresnehan was named Pac-10 Baseball Pitcher of the Week for the week of March 22-28. Bresnehan threw a complete-game four-hitter to help lead the Sun Devils to a 17-1 victory over USC on Mar. 25. A day after six ASU pitchers combined for nine walks and three hit batters, Bresnehan got ASU back on the winning track and helped save the bullpen with his first career complete game. He did not allow an earned run and scattered four singles to pick up his second victory of the season. For the season, Bresnehan is 3-3 and is third on the team with a 4.22 ERA. The Pitcher of the Week honor is the first for Bresnehan and the 46th selection all-time for Arizona State. Current senior RHP Jason Urquidez also earned Pac-10 Pitcher of the Week honors last season.

Persichina Moves to Shortstop:

Sophomore Joe Persichina started at shortstop in all three games of the series at California in replace of freshman prospect Andrew Romine. Persichina, who was a standout shortstop during his prep career at Peninsula High School in Rolling Hills Estates, Calif., responded by handling all of his 19 fielding chances flawlessly. Persichina is hitting .225 (18-for-80) with three doubles, one home run and seven RBI this season. Before the series vs. Cal, Persichina had made his previous 59 career starts at second base (17) and first base (42). Romine started the first 34 games of the season and is hitting .266 (29-for-109) with 21 runs scored and 15 RBI.

Buck and Larish Rated Among Top 50 College Prospects:

Junior 3B/OF Travis Buck and Senior 1B/OF Jeff Larish were both rated in the top 50 in Baseball America's annual midseason report rating the top college prospects for the upcoming MLB June Amateur Draft. Buck was ranked No. 17 and the No. 2 outfielder behind Winthrop's Daniel Carte. Larish was ranked No. 40 and is the top listed senior position player. Nebraska third baseman Alex Gordon, a teammate of Buck's on the 2004 USA Baseball National Team, was selected as the top college prospect.

The Sparkplug From Yuma:

Redshirt freshman Rocky Laguna has been a sparkplug for the Sun Devils while batting leadoff in each of the last seven games. The Yuma native (Kofa HS) is riding a current nine-game hitting streak and has recorded a multi-hit game in six of the last seven contests. During the nine-game streak Laguna is hitting .444 (16-for-36) with 10 runs, five doubles and 11 RBI. Overall, Laguna is second on the team hitting .356 (31-for-87) with nine doubles, two triples, one home run and 24 RBI. He is also 9-for-10 stealing bases and has a .462 on-base percentage. ASU is 10-2 this season when Laguna bats leadoff.

Complete Games:

The Sun Devil pitching staff has registered four complete games this year with three coming from junior LHP Erik Averill and the most recent by sophomore RHP Pat Bresnehan. The four complete games are already more than the entire season totals from 2004 (2), 2003 (1), 2001 (1), 2000 (2) and 1996 (3).

2005 Statistical Comparison

Category	ASU	STAN
Games	37	31
Average	.309	.295
Runs	279	208
Hits	415	313
2B	76	59
3B	14	5
HR	31	27
SB	65	28
SLG%	.456	.436
ERA	4.57	3.80
SO	281	230
BB	123	107

Devils in the Polls...

	BA	SW	CB	NCBWA
PS	9	9	11	9
2/7	12	13	18	17
2/14	11	18	23	15
2/21	NR	RV	NR	RV
2/28	NR	RV	NR	RV
3/7	NR	RV	NR	RV
3/14	NR	RV	NR	RV
3/21	NR	RV	NR	RV
3/28	24	RV	30	28
4/4	24	25	28	29
4/11	NR	RV	NR	RV
4/18	--	--	--	--
4/25	--	--	--	--
5/2	--	--	--	--
5/9	--	--	--	--
5/16	--	--	--	--
5/23	--	--	--	--
5/30	--	--	--	--

ASU Quick Facts/Notes

2005 Team Information

Letterman Returning/Lost	15/8
Pitchers	7/4
Position Players	8/4
Starters Returning/Lost	12/5
Top Pitchers	5/1
Top Position Players	7/4
Newcomers	14

2004 in Review

Record	41-18
Home	25-9
Away	16-9
Pac-10 Record (Finish)	13-11 (4th)
Home	6-6
Away	7-5
Final Rankings	22 (BA), 20 (SW), 23 (CB)

Arizona State Postseason History

NCAA Appearances	28
NCAA Record	129-55 (.707)
CWS Appearances	18
National Championships	5
CWS Runner-Up Finishes	5
Last CWS Appearance	1998 (2nd)
College World Series Record	55-30 (.647)
Regional Titles (last)	13 (2003)

Baseball History

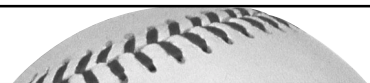
All-Time Record	2,380-1,169-6
Early Record	333-338-5
Modern Record	2,047-824-1
Packard Stadium	855-248-1 (31)
Best Record All-Time	59-8 (1973)
School Record Wins in a Season	65 ('76)

Media Relations Information

Baseball Contact	Jeff Evans
Evans' E-Mail	jeff.evans@asu.edu
Evans' Direct Line	(480) 965-6594
Evans' Cell	(480) 734-7791
Phone	(480) 965-6592
Fax	(480) 965-5408
Packard Box Phone	(480) 727-7253
Website	www.TheSunDevils.com
Evans' Record at ASU	191-88-1



Sun Devil Baseball 2005



2005 Pac-10 Baseball

Team	Pac-10	Overall
Arizona	8-1	24-10
Oregon State	5-1	26-5
USC	6-3	22-9
Stanford	4-2	20-11
California	5-4	23-14
Arizona State	3-3	22-15
Washington	2-4	21-13
Washington State	0-9	17-20
UCLA	0-6	7-22

Where ASU Ranks in the Pac-10

Team Offensive Rankings:

Avg.	309	3rd
Runs	279	2nd
Hits	415	2nd
Doubles	76	2nd
Triples	14	2nd
Home Runs	31	3rd
RBI	250	2nd
OB %	393	4th
SLG %	456	4th
Walks	158	2nd
Stolen Bases	65	1st

Team Pitching/Defense Rankings:

ERA	4.57	7th
Strikeouts	281	2nd
Wins	22	4th
Saves	5	7th
Opposing Avg.	277	7th
Innings Pitched	333.0	1st
Walks	123	5th
FLD %	959	8th

Jeff Larish:

Home Runs	13	1st
Runs	37	5th
RBI	37	6th
Doubles	11	6th
Total Bases	98	2nd
Slugging %	.681	4th

Travis Buck:

Hits	58	3rd
Runs	43	2nd
Doubles	14	2nd
Triples	3	4th
Total Bases	84	7th
Stolen Bases	9	8th

Colin Curtis:

Hits	50	8th
Walks	23	7th
Stolen Bases	10	6th

Tuffy Gosewisch:

RBI	42	2nd
Hit-by-Pitch	7	9th
Sac Flies	4	3rd

Rocky Laguna:

Stolen Bases	9	8th
--------------	---	-----

Erik Averill:

ERA	3.05	9th
Wins	6	2nd
Innings	65.0	2nd
Strikeouts	56	7th
Strikeouts Looking	18	6th
Games Started	10	2nd

Jason Urquidez:

Strikeouts	50	10th
Strikeouts Looking	18	6th
Innings	57.0	10th
Pickoffs	2	1st
Appearances	15	8th

Tony Barnette:

Appearances	19	1st
-------------	----	-----

Brett Bordes:

Appearances	18	2nd
-------------	----	-----

Dhaenens Heating Up:

Sophomore second baseman Seth Dhaenens started the season on a 1-for-14 (.071) skid, including a streak of 13 straight at-bats without a hit. But, Dhaenens didn't give up and has turned his season upside down by hitting .455 (20-for-44) with 14 runs, three doubles, two home runs and 16 RBI (.554 on-base percentage) over his last 15 games. During that stretch he has raised his season batting average 291 points from .071 to .362. Overall, Dhaenens leads the team hitting .362 (21-for-58) with 14 runs and 16 RBI. He is coming off a solid weekend against California in which he went 5-for-11 (.455) and over the last two weekends is hitting .579 (11-for-19) with six runs and six RBI.

A Tough Slate For The Sun Devils:

After having the top-rated non-conference schedule in the nation last season, the Sun Devil baseball program has set another challenging slate for the 2005 season. ASU has played 19 of its first 37 games)22 of 40 following this weekend's series vs. Stanford) against teams that have been ranked in the national polls at some point this season. Here is a look at the games ASU has played against ranked opponents this season and their current records (thru 4/11):

Team	Games	Ranking vs. ASU	Current Ranking	Highest Ranking	Current Record
Tulane	3	#1 (BA)	#1 (CB)	#1 (BA)	29-5
North Carolina	1	#4 (CB)	#7 (CB/BA)	#6 (NCBWA)	28-5
LSU	2	#5 (CB/BA/SW)	#12 (SW)	#2 (BA)	23-11
Arizona	2	#9 (SW)/#7 (SW)	#6 (BA)	#6 (BA)	24-10
Baylor	3	#8 (BA)	#12 (BA)	#8 (BA)	22-12
Long Beach State	3	#14 (CB)	#14 (CB/NCBWA)	#12 (SW/CB)	24-11
Oregon State	1	NR	#11 (BA/CB)	#11 (BA/CB)	26-5
USC	3	#21 (BA)	#23 (SW)	#21 (BA)	21-9
East Carolina	1	NR	NR	#25 (BA)	18-13

Hitting Streaks:

Five Sun Devils currently have hitting streaks of two or more games heading into the weekend series against Stanford. Redshirt freshman Rocky Laguna carries ASU's longest hitting streak at nine games, going 16-for-36 (.444) with 11 RBI during the streak. Freshman reserve catcher Austin Stockfisch has a current four-game streak and has hits in six consecutive at-bats. Sophomore Colin Curtis recently had his nine-game hitting streak snapped that stands as ASU's longest this season. Here is a look at ASU players with current hitting streaks:

Player	Current Streak	Statistics During Streak
Rocky Laguna	9 games	.444, 16-for-36, 10 R, 5 2B, HR, 11 RBI
Seth Dhaenens	6 games	.579, 11-for-19, 6 R, 2B, HR, 6 RBI
Austin Stockfisch	4 games	1.000, 6-for-6, 2 R, RBI
Andrew Romine	3 games	.300, 3-for-10, 4 R, 3B, 4 RBI
Jeff Larish	2 games	.571, 4-for-7, 2 R, 2 2B, RBI

Quick Hits... Part 2:

- ... ASU had 19 of 30 active players named Maroon and Gold Scholars for earning a semester or cumulative GPA of 3.0 or higher for the fall semester.
- ... The Sun Devils recently went 5-1 against the Orange Bowl football teams, USC (2-1) and Oklahoma (3-0).
- ... ASU is 10-3 when scoring in the first inning and has out-scored its opponent 75-34 in the first two innings.
- ... ASU is 6-1 when hitting two or more home runs and 17-2 when out-hitting its opponent.
- ... The Devils have scored 130 of their 279 runs (47%) with two outs and have 112 two-out RBI.
- ... J.J. Sferra has laid down 18 bunts with seven hits and four sacrifice bunts. Travis Buck also has four bunt hits.
- ... ASU has recorded 69 innings with two or more runs and 18 innings with four or more runs.
- ... The defense has turned 36 double plays, with 12 643 double plays (10 inning ending).

Welcome To the Show:

A total of 16 players have made their ASU debuts in the first 34 games of the season. Four newcomers were in the starting lineup on opening night against Long Beach State, including Joey Hooft (DH), Andrew Romine (SS), J.J. Sferra (CF) and Vinny Biancamano (2B). Freshman LHP Josh Satow made his debut in the Maroon and Gold against Western Illinois, becoming the 10th true freshman have made it into a game this season. ASU has now started six true freshman and two redshirt freshman position players this season. The Sun Devil roster consists of 18 of 30 active players that have never seen action before this season.

Triple Your Pleasure:

After 37 games the Sun Devils have 14 triples to rank second in the Pac-10 and have already surpassed the entire season total of seven from last season. Travis Buck ranks third in the league with three triples, while Rocky Laguna, Andrew Romine and Tuffy Gosewisch have a pair of triples to rank tied for eighth. J.J. Sferra, Jeff Larish, Joey Hooft, Colin Curtis and Joe Persichina have each recorded a three-bagger during the season. In 59 games last season, ASU had only seven triples, ranking 245th of 285 teams in the NCAA.

Devils Facing Big League Arms:

The Sun Devils will face Stanford left-handed pitcher Mark Romanczuk Friday night, marking the ninth preseason All-American pitcher ASU will face this season. In addition to Romanczuk, who is listed by Baseball America as the No. 30 junior prospect in the nation and was a second-team preseason All-America selection, the Sun Devils have already faced Ian Kennedy (USC), Cesar Ramos (Long Beach State), Brian Bogusevic (Tulane), Micah Owings (Tulane), Neil Jamison (Long Beach State), P.J. Walters (South Alabama), Mark McCormick (Baylor) and Andrew Miller (North Carolina). ASU also beat a pair of second-round (Trey Taylor) and third-round (Cory VanAllen) draft picks during the Baylor series.



Sun Devil Baseball 2005

Big League Devils:

Six Sun Devils, with two on the disabled list, are on major league rosters after the first week of the 2005 season. Former Sun Devil outfielder Chris Duffy made his MLB debut with the Pittsburgh Pirates, becoming the 81st Sun Devil to play in the major leagues. Willie Bloomquist (Seattle Mariners), Paul Lo Duca (Florida Marlins) and Jacob Cruz (Cincinnati Reds) have also played this season, while seven-time National League MVP Barry Bonds (San Francisco Giants) and Fernando Vina (Detroit Tigers) are both on the disabled list. In addition, two former Sun Devils, Don Wakamatsu (Texas Rangers) and Jeff Pentland (Kansas City Royals), are coaches in the big leagues. Several recent Devils are also climbing within the minor league ranks, including Dustin Pedroia (AA, Portland Sea Dogs), Andre Ethier (AA, Midland Rock Hounds), Brooks Conrad (AAA, Round Rock Express) and Mike Esposito (AAA, Colorado Sky Sox).

Team Speed:

The Sun Devils lead the Pac-10 with 65 stolen bases and are 64-for-89 (73%) on the season. At one point early in the season the Sun Devils had a streak of 17 consecutive that ended during the Coca-Cola Classic. ASU has three of the top 10 base stealers in the league, with Colin Curtis (10, 6th), Rocky Laguna (9, 8th) and Travis Buck (9, 8th) all ranking in the top 10 in the Pac-10. Laguna tied the ASU single-game record with four stolen bases against New Mexico State (2/7) and added three more against Wright State (4/1). A total of 13 different Sun Devils have recorded a stolen base and 11 players have two or more steals. In 2004, ASU had only 56 total stolen bases in 59 games.

Dominating the Arizona Baseball Rivalry:

Arizona and Arizona State are the only two Division I baseball programs in the state of Arizona and have met 409 times since 1907. While Arizona leads the overall rivalry 222-188, ASU leads the series 165-105 since the school officially adopted the program as a varsity sport in 1959. Additionally, ASU has dominated the rivalry in recent years, winning 16 of the last 22 (16-6) games since 2000. The Sun Devils won four of the five meetings in 2004 and seven of the last 10 overall. Since head coach Pat Murphy took over the program in 1995, ASU is 34-18 (.654) and has never lost a season series to the Wildcats. ASU is 0-2 against Arizona in a pair of non-conference games this season and is schedule to face the Wildcats again in a three-game Pac-10 series May 14-16 in Tempe.

Climbing RPI:

Winners of six of its last eight games, including a series win over nationally ranked USC and sweeps over Oklahoma and Wright State, ASU's projected RPI on BoydsWorld.com has jumped 23 spots from No. 36 all the way to its current mark of No. 13. Helped in part by what is widely considered the toughest non-conference schedule in the nation, ASU has played over half of its games (19 of 37) against teams that have been ranked in the national polls at some point this season. ASU also has the No. 14 ISR and No. 3 SoS (strength of schedule). Here is a look at this week's RPI top 20 as available on BoydsWorld.com (as of April 11):

1. Tulane658	11. South Carolina622
2. Texas637	12. Miami (Fla.)619
3. Arkansas634	13. Arizona State619
4. College of Charleston634	14. UL Lafayette615
5. Florida634	15. North Carolina615
6. Baylor632	16. Cal State Fullerton614
7. Auburn632	17. Long Beach State611
8. Oregon State629	18. Vanderbilt610
9. Georgia Tech627	19. Southern Mississippi607
10. Ole Miss624	20. Stanford605

Just a Walk in the Park For Larish:

Senior OF/1B Jeff Larish leads the Pac-10 with 29 walks, including 17 walks in the last 14 games (8 IBB) and he ranks second in ASU history with 171 career walks (see list on page 4) and has recorded at least one walk in 117 of 193 career games. His 78 walks in 2003 are second most in ASU single-season history and he is only the second player in school history to join the 70/70 (RBI/BB) club in a season. Former major leaguer Alvin Davis recorded 87 walks and 91 RBI in 1982 and holds the school record with 207 career walks. Additionally, the third-team preseason All-American (*Collegiate Baseball/Baseball America*) has recorded 42 career multi-walk games, 75 multi-hit games, 54 multi-RBI contests and 97 career extra base hits for a .583 slugging percentage. He has recorded a hit in 78% of his games played (150 of 193) and has five career multi-home run games (three this season). Larish jumped into the national spotlight during his sophomore season (2003) in which he was named a first-team All-American after hitting .372 (87-for-234) with 80 runs, 18 doubles, 18 home runs, 95 RBI and 78 walks. Larish was also a first-team Summer All-American in 2003 after leading the USA Baseball National Team to a silver medal in the Pan Am Games in Santo Domingo, Dominican Republic and led Team USA with 23 RBI and eight home runs.

Team USA Connections:

Junior right fielder Travis Buck will face a trio of his Team USA teammates this weekend in the series against Stanford. Stanford infielders Jed Lowrie and John Mayberry Jr., along with LHP Mark Romanczuk teamed with Buck on the Gold Medal winning USA Baseball National Team. Buck was named a first-team Summer All-American by *Baseball America* after hitting .412 (28-for-68) with six multi-hit games, two home runs and 14 RBI. He was a big part of Team USA's impressive end-of-the-summer run that saw the Red, White and Blue win the gold medal at the FISU World University Baseball Championship in Tainan, Taiwan. Buck became the seventh Sun Devil since 1998 to play on the USA Baseball National Team. Of the 22 players on the 2004 National Team, Buck will play against nine of his summer teammates (Troy Tulowitzki, Jed Lowrie, John Mayberry Jr., Trevor Crowe, Mark Romanczuk, Ian Kennedy, Jeff Clement, Daniel Bard, Cesar Ramos).

All-Time NCAA Victories

School	Record
1. Fordham (146)	3,199-1,606-42
2. Texas (108)	2,915-1,009-30
3. USC (110)	2,496-1,279-28
4. Michigan (137)	2,410-1,358-37
5. Stanford (111)	2,403-1,498-32
6. Arizona State (93)	2,358-1,154-6
7. WSU (109)	2,330-1,372-17
8. Arizona (100)	2,309-1,206-22
9. Clemson (107)	2,267-1,260-29
10. Harvard (136)	2,254-1,422-32
11. Florida St. (57)	2,235-823-9
12. N. Carolina (114)	2,194-1,298-36
13. Illinois (125)	2,187-1,327-34
14. Minnesota (113)	2,179-1,277-26
15. California (123)	2,170-1,597-13
16. Miss. St. (114)	2,140-1,204-28
17. Texas A&M (102)	2,136-1,207-34
18. Alabama (111)	2,130-1,214-23
19. Yale (139)	2,115-1,833-42
20. Ohio State (121)	2,112-1,362-41

* Prior to start of 2005 Baseball Season.*

Winningest Teams of the Decade (2000-04)

School	Record	Pct.
1. Southern	188-59	.761
2. Notre Dame	241-79-1	.752
3. Oral Roberts	236-78	.752
4. South Carolina	260-87	.749
5. Rice	246-83	.748
6. Stanford	245-83	.747
7. Florida State	259-88-1	.746
8. Texas	247-97	.718
9. Georgia Tech	231-91	.717
10. Miami (Fla.)	223-90-2	.711
11. East Carolina	219-89-2	.710
12. Nebraska	231-95	.709
13. Arizona State	213-88-1	.707
14. Florida Atlantic	219-97	.693
15. LSU	231-102-2	.693
16. CS Fullerton	220-99	.690
17. Wichita State	231-105	.688
18. UCF	213-98	.685
19. Clemson	224-105	.681
20. Tulane	216-101-1	.681

* Prior to start of 2005 Baseball Season.*

ALL-TOURNAMENT

Bob Schaefer Memorial Tournament:

J.J. Sferra
Erik Averill
Tuffy Gosewisch
Colin Curtis
Andrew Romine

Coca-Cola Spring Training Classic:

Erik Averill
Jeff Larish
Joey Hooft
Joe Persichina

Kings of the Draft:

Over the last 11 years, ASU leads all colleges with 87 draft picks. In addition, ASU has had 332 all-time draft picks, including 21 first-rounders. Here is a look at the top colleges for producing players for the annual MLB June Amateur Draft over the last 11 years (1994-2004):

Arizona State	87
Miami (Fla.)	80
Cal State Fullerton	78
Stanford	74
Long Beach State	73
Rice	67
LSU	67
Texas A&M	67
USC	65
Wichita State	64



Sun Devil Baseball 2005

Media Information:

Baseball Contact: Jeff Evans
SID Phone: (480) 965-6592
Evans Cell: (480) 734-7791
Evans' Direct Line: (480) 965-6594
SID Fax: (480) 965-5408
Press Box: (480) 727-7253
Evans' E-Mail: jeff.evans@asu.edu
Website: www.TheSunDevils.com
Mailing Address:
 Carson Center Room 131
 Media Relations
 Arizona State University
 Tempe, AZ 85287-2505

Interviews:

All interviews with players and the coaching staff need to be cleared through the ASU media relations office and Jeff Evans. If you wish to talk to any Sun Devil player or head coach Pat Murphy, please contact Evans via the above information.

Media Guides:

Media guides will be available to working press only and can be purchased by fans at home games at Packard Stadium for \$8. Press guides will not be distributed to fans from the press box or the media relations office. The 2005 ASU Baseball Media Guide is also available on the world wide web at thesundevils.com in .pdf format.

Game Notes and Statistics:

Game notes and statistics will be distributed to all working media and scouts on game days at Packard Stadium. Copies will also be made available in the press box. The statistics are for working press, scouts and coaches only. A complete statistical book containing box score, play-by-play and game notes will also be available in the press box for working media following each home game. All information will be made available to fans and ASU supporters through the school's official athletic website, www.thesundevils.com.

Live Stats/GameTracker:

While only certain games can be accessed by radio either through the internet or in the greater Phoenix area, every home game and selected road games can be tracked through live statistical updates on ASU's official website, www.TheSunDevils.com.



Zinicola Moves Into Record Books For Career Saves:

Despite making half of his pitching appearances as a starter this season (7 of 13), sophomore RHP Zechry Zinicola, who was named to the NCBWA Stopper of the Year Watch List, has recorded a pair of saves this year and now has 10 in his career to move into a tie for eighth place in the ASU record books with former All-Pac-10 closer Eric Doble (1999-2001). Zinicola tied the ASU freshman record with eight saves last season and owns a career 5-2 record with a 3.42 ERA in 27 career relief appearances. Here is a look at ASU's career saves leaders:

ASU Career Saves Leaders:

1. Doug Numborg (1965-67)	25
2. Kevin Dukes (1978-81)	20
3. Noah Peery (1993-94)	17
Ryan Schroyer (2001-03)	17
5. Ryan Bradley (1995-97)	16
6. Dave Graybill (1982-84)	13
7. Mitch Dean (1976-80)	11
8. Zechry Zinicola (2004-P)	10
Eric Doble (1999-2001)	10

The Luck of the White Shoes:

The Sun Devils have found a small secret to success this season by going 12-5 when wearing white spikes this season. ASU is also 8-1 when wearing their home white "Devils" jersey.

A Classy Gesture:

Prior to ASU's game against East Carolina (3/5), every player and coach of the Sun Devil baseball team made its way from the playing field to the press box to pay honor to former ECU coach Keith LeClair. The team came up to LeClair's special area in the press box to speak to the former ECU coach who is battling Lou Gehrig's Disease. They presented LeClair and his family an Arizona State jersey signed by every member of the program and expressed their gratitude for being one of the first teams to play at the new stadium named in his honor (Clark-LeClair Stadium).

From Batboy To Center Field:

Freshman outfielder J.J. Sferra is no stranger to the batters box at Packard Stadium, only in 2005 he will be hitting there, instead of picking up bats. The son of 10th-year assistant coach Jay Sferra, the younger Sferra spent several seasons in the late 90's as ASU's batboy, including duties at the 1998 College World Series. After a stellar prep career at Mountain Pointe High School, Sferra has become a mainstay in center field for the Sun Devils. He is listed at the No. 33 top incoming freshman in the nation by Baseball America. He has started 28 of ASU's 37 games this season and is hitting .295 (31-for-105) with 10 multi-hit games and has a hit in seven of his last eight games. He also leads ASU with six bunt base hits and five sacrifice bunts.

Curtis Coming of Age:

Sophomore center fielder Colin Curtis is fourth on the team batting .338 (50-for-148) and has recorded at least one hit in 28 of 37 games. Curtis is also among the Pac-10 leaders with 26 RBI, 26 walks and 10 stolen bases. In addition, Curtis has recorded 16 multi-hit games and has eight games with two or more RBI. He set a career-high with four hits in ASU's 7-6 loss in 14 innings to Arizona (2/15) and also came up with the game-winning single with two outs in the bottom of the ninth inning in a 11-10 win over New Mexico State (2/7). He was named honorable mention All-Pac-10 last season after hitting .300 (57-for-190) with five home runs, 36 RBI and 12 stolen bases.

Year	Avg	GP-GS	AB	R	H	2B	3B	HR	RBI	BB	SO	SB-ATT
2004....	.300	57-57	190	37	57	11	0	5	36	38	39	12-14
2005....	.338	37-37	148	29	50	7	1	1	26	23	21	10-12
TOTAL...	.317	94-94	338	66	107	18	1	6	62	61	60	22-26

It's All About Family For Romine, Gosewisch, Bordes and Sferra:

Father/son combinations and brothers have played a unique part of the storied history of Arizona State Baseball. In all, four father/son combinations have played at Arizona State including current freshman shortstop Andrew Romine and his father, Kevin. Kevin Romine played at ASU from 1981-82 and later went on to play seven years with the Boston Red Sox. He holds the ASU career batting average record hitting .408 (223-for-547) and helped lead ASU to the 1981 National Championship. Assistant coach Jay J. Sferra will also get the chance to coach his son, freshman outfielder J.J. Sferra. Father Eddie Bane (1971-73) and son Jaymie Bane (1997), Casey Myers (1998-2001) and his father Clint Myers (1971-73) and Brian Berger (2000) and his father Bill Berger (1970-73) round out the four father/son combos to don the Sun Devil uniform. Nine sets of brothers have graced the ASU rosters through the years, including senior catcher Tuffy Gosewisch and his brother Chip (1996-99) and junior pitcher Brett Bordes and his freshman brother Greg. The other brother combinations include Chris (1975-78) and Sal (1964-65) Bando, Kevin (1978-81) and Pat (1980-82) Dukes, Byron (1979), Dale (1976-79) and Larry (1976-78) Eiler, Greg (1968) and Skip (1964) Hancock, Darrell (1974-77) and Dwayne (1979) Jackson, Jeff (1994) and Mike (1993) Rensmeyer, and John (1971-73) and Tom (1973-75) Sain. Of the nine sets of brothers, four sets played at least one year together at Arizona State.

A Record Breaking Ninth Inning:

The Sun Devils set or tied three school records during the amazing 15-run ninth inning in the 30-13 win over Western Illinois. ASU set a record by recording 16 hits in the inning and sent 21 batters to the plate in the frame. The 15 runs tied a school record, last achieved against Stanford in 1980, and the 16 hits bettered the old record of 12 set against California in 1997. ASU also tied a school record by recording eight consecutive hits in the inning. Travis Buck (single), Colin Curtis (double), Austin Stockfisch (single), Jeff Larish (home run), Willy Fox (double), Joe Persichina (double), Seth Dhaenens (home run) and Greg Bordes (double) to put their names aside a piece of Sun Devil Baseball history. Fox alone went 3-for-3 in the inning falling just a triple short of hitting for the cycle.



Sun Devil Baseball 2005

More Records:

In addition to setting several records in the ninth inning against Western Illinois (3/13), ASU made several other entries into the record books. In addition to setting several offensive records, the 20-3 loss to LSU also made several entries in the pitching record section. Below are a listing of the record book entries from the weekend:

Team Record Book Entries:

- Total Bases (57 to set school record)
- RBI (29 to rank tied for fourth)
- At-Bats (61 to rank second)
- Runs (30 to tie for fourth)
- Most Runs, One Inning (tied school record with 15 in 9th vs. WIU)
- Most Hits, One Inning (16 to set school record in 9th vs. WIU)
- Hits (35 to set school record vs. WIU)
- Consecutive Hits (8 vs. WIU to tie school record)
- Doubles (7 vs. WIU to tie for ninth)
- Largest Losing Margin (17 runs to LSU to tie for fourth)
- Most Runs Allowed (20 to tie for seventh)
- Most Runs Allowed, One Inning (12 in 4th vs. LSU to tie for third)
- Most Hits Allowed, One Inning (9 in 4th vs. LSU to rank sixth)

Individual Record Book Entries:

- At-bats (8 by Colin Curtis and Travis Buck to rank second)
- Hits (6 by Travis Buck to tie for second)
- Runs (6 by Jeff Larish to tie the school record)
- Runs (5 by Willy Fox to tie for fourth)
- Triples (2 by Travis Buck to tie for fourth)

How 2005 Compares To Past Seasons:

Here is a look at how ASU has fared in games 35-40 during the Murphy era (1995-P):

Games	1995	1996	1997	1998	1999	2000	2001	2002	2003	2004	2005
35	25-10	22-13	21-14	21-14	24-11	27-8	22-12-1	23-12	32-3	24-11	22-13
36	26-10	22-14	21-15	22-14	25-11	28-8	22-13-1	23-13	32-4	25-11	22-14
37	27-10	23-14	22-15	23-14	26-11	29-8	23-13-1	24-13	32-5	26-11	22-15
38	27-11	23-15	22-16	24-14	27-11	29-9	24-13-1	24-14	33-5	26-12	---
39	27-12	24-15	23-16	25-14	28-11	30-9	24-14-1	25-14	33-6	27-12	---
40	27-13	25-15	24-16	26-14	28-12	31-9	25-14-1	25-15	34-6	28-12	---

Draft Dodgers:

Arizona State is one of only six schools in the nation to have five players active in 2005 that were selected in the 2004 MLB Draft. Along with ASU, Alabama, Florida, LSU, Oklahoma State and Texas are the other five schools to have five draftees from 2004. Right-handed pitcher Jason Urquidez (11th; Devil Rays), 3B Jeff Larish (13th; Dodgers), LHP Drew Bowman (21st; Brewers), INF Vinny Biancamano (35th; Royals) and SS Andrew Romine (36th; Phillies) were all selected in last June's MLB Amateur draft. In all, 10 Sun Devils on the current roster have been drafted, including Larish and Urquidez being selected twice.

ASU in Postseason Play:

Arizona State has made 28 appearances in the NCAA Tournament and five straight from 2000-04. The Sun Devils have advanced to the postseason in seven of head coach Pat Murphy's 10 seasons in Tempe, including playing for the national championship in 1998. ASU has an all-time 129-55 record in the NCAA Tournament and has won five national championships to rank second among all NCAA schools (1965, 67, 69, 77, 81). The Devils have also made 18 trips to Omaha and the College World Series.

Paul Lo Duca Added To ASU Wall of Distinction:

Former Arizona State catcher Paul Lo Duca became the 14th player to have his jersey honored on the outfield fence at Packard Stadium during a special pregame ceremony before ASU's season opener against nationally ranked Long Beach State. Lo Duca's #16 jersey was added to the outfield wall at Packard, recognizing him as one of the elite players to ever play in the program. His name and jersey number joins Bobby Winkles (#1), Reggie Jackson (#44), Oddibe McDowell (#0), Barry Bonds (#24), Sal Bando (#6), Bob Horner (#5), Dr. Jim Brock (#33), Floyd Bannister (#19), Rick Monday (#27), Larry Gura (#14), Alan Bannister (#7), Eddie Bane (#21) and Hubie Brooks (#14) on the outfield fence at Packard Stadium. Playing only one year at ASU, Lo Duca was named The Sporting News Player of the Year in 1993, setting school records with a .446 batting average and 129 hits. He was also named a finalist for the prestigious Golden Spikes Award and his 37-game hitting streak remains the second longest in school history. Additionally, the Glendale CC transfer is only one of 11 players in school history to hit over .400 and record over 100 hits in the same season.

Recruiting Tidbits:

The recruiting class that will debut on the diamond this season was recognized as the No. 2 class in the nation by *Baseball America* and *Collegiate Baseball*. ASU recruiting coordinator Jay J. Sferra has landed top 10 recruiting classes in each of the past seven seasons, including the upcoming 2006 class being lauded as one of the top classes in the nation. The group of players that recently signed NLI's with the Sun Devils include seven players ranked in *Baseball America*'s top 70. Here is a look at the recruiting class that is set to debut on the diamond in 2006 with the top 100 ranking in parenthesis:

Player	Pos.	Hometown	School
Michael Bowden (19)	RHP	Aurora, Ill.	Waubensie HS
Ike Davis (15)	LHP/1B	Scottsdale, Ariz.	Chaparral HS
Matt Hall (45)	INF	Scottsdale, Ariz.	Horizon HS
Jeff Lyman (34)	RHP	Alamo, Calif.	Monte Vista HS
Mark Novak	LHP	Joliet, Ill.	Parkland College
Preston Paramore (30)	C	Allen, Texas	Allen HS
Mark Pawelek (53)	LHP	Springville, Utah	Springville HS
CJ Retherford	UTL	Chandler, Ariz.	Hamilton/South Mountain CC
Matt Trink	RHP	Scottsdale, Ariz.	Horizon HS/Yavapai CC
Jeff Urrlaub	LHP	Scottsdale, Ariz.	Horizon HS
Brett Wallace (66)	3B	Sonoma, Calif.	Justin-Siena HS
Ryan Zimmerman	RHP	Hyrum, Utah	Southern Utah/Salt Lake CC

Roster Breakdown

2	J.J. Sferra, OF
3	Jeff Landry, UTL
4	Travis Buck, OF/3B
5	Joey Hooft, 3B
6	Seth Dhaenens, UTL
7	Vinny Biancamano, 2B
9	Colin Curtis, OF
10	Tim Esmay, Asst. Coach (3B)
11	Jeff Larish, 1B/OF
12	Andrew Romine, SS
13	Austin Stockfisch, C
14	Rocky Laguna, OF
15	Joe Persichina, 2B
16	Greg Bordes, UTL
17	Seth Garrison, RHP
18	Willy Fox, 1B
19	Joel Bocchi, C
21	Quentin Andes, RHP
25	Eric Williams, OF
28	Eric Sogard, 3B
30	Drew Bowman, LHP
31	Kevin Dryanski, RHP
34	Jason Urquidez, RHP
36	DJ Butler, OF
37	Zechry Zinicola, RHP/DH
38	Jack Krawczyk, Asst. Coach
39	Tuffy Gosewisch, C
40	Pat Bresnehan, RHP
41	Josh Satow, LHP
42	Pat Murphy, Head Coach
45	Erik Averill, LHP
47	Ty Marotz, RHP
49	Brett Bordes, LHP
50	Tony Barnett, RHP
62	Jay J. Sferra, Asst. Coach (1B)

By Position

Catchers	3
Pitchers	12
Infielders	13
Outfielders	7

*players with multi-positions included

By Class

Seniors	6
Juniors	5
Sophomores	6
Freshmen	14

By State

Arizona	14
California	7
Washington	3
New York	1
Illinois	1
New Mexico	1
Nevada	1
Massachusetts	1
Colorado	1
Texas	1

Batting

Righties	14
Lefties	12
Switch	5

Pitching

Righties	8
Lefties	4



Sun Devil Baseball 2005

Drafted Devils

Urquidez	2004	Reds (11th)
Larish	2004	Dodgers (13th)
Bowman	2004	Brewers (21st)
Biancamano	2004	Royals (35th)
Romine	2004	Phillies (36th)
Andes	2003	Twins (34th)
Bresnehan	2003	Royals (23rd)
Zinicola	2003	Braves (43rd)
Curtis	2003	Reds (50th)
Buck	2002	Mariners (23rd)
Dhaenens	2002	Red Sox (50th)
Urquidez	2002	Devil Rays (48th)
Larish	2001	Cubs (32nd)

The .400 Club

Player	Avg.	Year
Paul Lo Duca	.446	1993
Mark Ermer	.439	1999
Roger Schmuck	.434	1971
Hubie Brooks	.432	1978
Mike Sodders	.424	1981
Dan McKinley	.423	1997
Chris Bando	.415	1978
Willie Bloomquist	.414	1998
Casey Myers	.412	2000
Bob Horner	.412	1978
Kevin Romine	.410	1981
Kevin Romine	.406	1982
Ken Landreaux	.406	1976
Oddibe McDowell	.405	1984
Dustin Pedroia	.404	2003
Andrew Beinbrink	.402	1999

ASU Pac-10 POW

Year:	Players	Pitchers
2005	1	1
2004	3	1
2003	5	2
2002	3	2
2001	1	1
2000	4	3
1999	2	2
1998	4	3
1997	4	1
1996	4	0
1995	2	3
Last 10:	32	19
1994	4	3
1993	5	2
1992	2	1
1991	1	3
1990	4	7
1989	5	5
1988	2	2
1987	4	4
1986	1	—
1985	3	—
1984	5	—
1983	1	—
1982	1	—
1981	4	—
Total:	75	46

ASU and Team USA

Top College Programs for Team USA:

1.	Stanford	76
2.	USC	42
3.	Georgia Tech	41
	Cal State Fullerton	41
	Miami (Fla.)	41
6.	Florida State	34
7.	Clemson	31
8.	Arizona State	30
9.	Wichita State	29
10.	Texas	26
	Texas A&M	26

*number reflects an addition of (A) total # of USA National Team players produced from 1984-2004, (B) total # of participations by those players and (C) total # of years (out of 21) the program has produced at least one USA National Team player. ASU has had a player on Team USA in nine of the 21 years, including at least one player in six of the last seven years.

NCAA Record Consecutive Games Scoring Streak Ends at 506:

The Sun Devils had a piece of history come to an end when their NCAA record 506 consecutive games scoring streak came to an end Feb. 15, 2004 against Oklahoma. The Sooners ended a streak that began April 8, 1995, a day after the USC Trojans shut out the Sun Devils during Pat Murphy's first year at ASU. "The Streak" saw the Devils go 338-167-1 during the 506-game stretch, scoring 4,755 runs (9.40 per game average) from 1995-2004. The Devils made history on April 7, 2001 when they scored at least one run in their 350th consecutive game, breaking the 12-year-old NCAA record exactly six years to the day when they were last shut out. ASU was shut out 9-0 in that game on April 7, 1995 at Dedeaux Field by left-hander Randy Flores. Coastal Carolina previously held the NCAA record at 349 games set from 1983-1989. ASU also had a stretch of 278 games without being shut out from 1990 to 1994, meaning the program has only been shutout in four games dating back to the 1990 season. Notable pitchers the Devils have faced during the streak include Mark Prior (USC), Jeremy Guthrie (Stanford), Barry Zito (USC), Kirk Saarloos (CS Fullerton), Jason Young (Stanford), Ben Diggins (Arizona), Adam Johnson (CS Fullerton), Ryan Drese (Cal), Jeff Weaver (Fresno State), Chad Hutchinson (Stanford), Abe Alvarez and Adam Pettyjohn (Fresno State).

NCAA Record Consecutive Game Scoring Streaks:

Arizona State	506	April 8, 1995 - Feb. 14, 2004
Coastal Carolina	349	April 16, 1983 - April 10, 1989
Wichita State	332	March 13, 1996 - Feb. 23, 2001
Nebraska	331	May 3, 1998 - June 1, 2003
Florida State	326	April 29, 1984 - Feb. 25, 1989

ASU And Team USA Connections:

Arizona State baseball has had a long-standing tradition of sending players to play for the USA Baseball National team during the summers. In a recent poll distributed by USA Baseball, ASU ranked No. 8 as a supplier to the National Team. With the selection of Travis Buck to the 2004 USA Baseball National Team, ASU has now had 10 players and 11 total selections don the Red, White and Blue for Team USA since 1984. ASU has also had at least one player on Team USA in six of the last seven years. Buck helped Team USA win the Gold Medal in the FISU World University Baseball Championships last summer in Tainan, Taiwan. Larish was a member of the 2003 squad that finished the summer with a 27-2 record and won a silver medal in the Pan Am Games.

ASU Players on Team USA:

Oddibe McDowell	1984
Jim Austin	1990
Kaipo Spenser	1995
Willie Bloomquist	1998
Jon Switzer	2000
Casey Myers	2000
Mike Esposito	2001
Dustin Pedroia	2002, 2003
Jeff Larish	2003
Travis Buck	2004

Sun Devil Baseball NCAA Tournament History:

NCAA Appearances	28	Record in District 7	12-1
All-Time NCAA Record	129-55	CWS Appearances	18
Regional Appearances	20	CWS Titles	5
Regional Titles	13	CWS Runners-up	5
Record in Regionals	59-20	CWS Third-Place Finishes	4
Super Regional Record	1-2	Record at CWS	55-30 (.647)
District 7 Appearances	6		

NCAA Tournament Breakdown

NCAA Titles By School		College World Series Wins		NCAA Tournament Wins	
1. USC	12	1. USC	74	1. Texas	193
2. Arizona State	5	2. Texas	73	2. USC	170
		3. Arizona State	55	3. Miami	153
		4. Miami	45	4. Florida State	145
5. Miami (Fla.)	4	5. Oklahoma State	38	5. Arizona State	129
		CS Fullerton	38		
CWS Appearances		Years in NCAA Tournament			
1. Texas	31	1. Texas	48		
2. USC	21	2. Florida State	42		
		3. USC	35		
4. Oklahoma State	19	4. Oklahoma State	33		
5. Arizona State	18				
		Miami (Fla.)	33		
Florida State	18	9. Arizona State	28		





#45 • Erik Averill

LHP • 6-2 • 200 • Junior - 2V • Orange, Calif. (Villa Park HS)

2005 All-America Candidate • Clemens Award Watch List

CAREER HIGHLIGHTS: Is 18-8 with two saves and a 4.00 ERA (227.1 IP, 101 ER) in 57 career pitching appearances (29 starts)... opponents are hitting .269 against him with 15 home runs... has lasted five or more innings in 19 of his 29 starts... earned freshman All-America honors in 2003 after going 8-2 with a 3.66 ERA... tied for seventh in the ASU freshman record books with eight wins, ninth in ERA (3.66) and seventh in strikeouts (61).

2005 HIGHLIGHTS: Will be making his 11th start of the season this weekend against nationally ranked Stanford... leads the ASU pitching staff going 6-2 with a 3.05 ERA and has recorded 56 strikeouts and only 12 walks in 65.0 IP this season... averaging 7.75 strikeouts and 1.66 walks per nine innings pitched... ranks ninth in the Pac-10 with his 3.05 ERA, second in innings pitched (65.0), tied for second in wins (6) and seventh in strikeouts (56)... has won four straight decisions, with his last win coming with five shutout innings against Wright State (4/1)... was in line to record his seventh victory of the year last week vs. California, leaving the game in the sixth inning with a 3-2 lead... struck out seven and allowed only one unearned run in his third complete game of the year vs. Oklahoma (3/19)... has lasted five or more innings in nine straight starts... opposing hitters are batting only .263 against him this season, including .000 (0-for-4) with the bases loaded and .188 (12-for-64) with runners in scoring position... with runners on base he has allowed only 24 hits in 111 at-bats (.216)... earned Pro-Line/NCBWA and Collegiate Baseball National Pitcher of the Week honors after striking out career-high 14 batters in complete-game shutout over New Mexico State (2/4)... His 14 strikeouts were also the most by a Sun Devil since Mike Esposito had 17 against Washington in 2002... also threw a complete game South Alabama (2/12), giving up only one earned run and five hits... the back-to-back complete games marks a first for the Sun Devils since 2002 (Robbie McClellan).

AVERILL'S 2005 PITCHING LOG

Date	Opponent	Score	Dec.	IP	H	R	ER	BB	SO	HR	When he left	Pitches/Strikes
Jan. 28	Long Beach State (S)	L, 3-7	L	4.0	9	4	3	0	6	0	Trailing 4-2	74/55
Feb. 4	New Mexico State (S)	W, 12-0	W	9.0	7	0	0	0	14	0	Complete game	119/81
Feb. 12	vs. South Alabama (S)	W, 7-2	W	9.0	5	2	1	1	8	0	Complete game	130/91
Feb. 19	at Tulane (S)	L, 2-7	L	5.0	8	5	5	1	1	0	Tied 2-2	75/48
Feb. 27	Baylor (S)	L, 7-8 (10)	ND	5.0	6	4	4	1	4	1	Leading 5-4	95/60
Mar. 5	at East Carolina (S)	W, 10-3	W	6.1	6	3	2	4	3	1	Leading 10-3	102/59
Mar. 12	vs. Western Illinois (S)	W, 19-1	W	5.0	7	1	1	1	4	0	Leading 11-1	63/44
Mar. 19	Oklahoma (S)	W, 5-1	W	9.0	5	1	0	2	7	0	Complete game	119/86
Mar. 24	at USC (R)	L, 8-9	ND	2.0	2	4	4	2	0	0	Leading 4-2	36/30
Apr. 1	Wright State (S)	W, 13-1	W	5.0	5	0	0	0	5	0	Leading 10-0	82/54
Apr. 10	at California (S)	L, 4-3	ND	5.2	6	2	2	0	4	1	Leading, 3-2	71/50
Season Totals		11 G/10 GS	6-2	65.0	66	26	22	12	56	3	3.05 ERA	----
Pac-10		2 G/1 GS	0-0	7.2	8	6	6	2	4	1	7.04 ERA	----
Non-Conference		9 G/9 GS	6-2	57.1	58	20	16	10	52	2	2.51 ERA	----
Home		5 G/5 GS	3-1	32.0	32	9	7	3	36	1	1.97 ERA	----
Away		6 G/5 GS	3-1	33.0	34	17	15	9	20	2	4.09 ERA	----

AVERILL'S 2003 & 2004 PITCHING LOGS

2003	Opp	S/R	W/L	IP	H	R	ER	BB-SO	2004	Opp	S/R	W/L	IP	H	R	ER	BB-SO
1/18	UHH	S	W	7.1	1	2	0	1-7	2/7	FSU (#18)	R	---	5.0	4	1	1	3-3
1/26	SDSU	S	W	4.0	1	0	0	0-4	2/13	CSUN	R	W	2.2	0	0	0	0-3
2/2	LBSU	S	W	6.2	6	2	0	1-1	2/16	Gonzaga	S	---	2.0	5	7	5	2-2
2/8	BYU	S	---	2.1	6	4	4	1-1	2/20	Lamar	R	---	2.2	1	0	0	0-0
2/17	Gonzaga	S	---	2.0	4	3	3	2-2	2/28	UConn	R	---	1.0	0	0	0	1-1
2/21	Dayton	R	---	2.0	0	1	0	1-1	2/29	UConn	R	---	2.0	0	0	0	1-2
2/28	PSU	R	W	5.2	3	0	0	0-6	3/5	ECU (#18)	R	---	2.0	4	3	3	0-2
3/6	CSUN	S	W	6.0	7	2	2	1-5	3/12	Tulane (#11)	R	---	4.2	0	0	0	0-4
3/16	Oklahoma	S	W	5.0	3	1	0	2-3	3/14	Tulane (#11)	R	W	2.1	2	1	1	1-1
3/22	Stanford	S	---	4.0	7	2	2	0-5	3/19	Cal	R	---	2.2	5	5	5	0-2
3/29	USC	S	---	6.0	7	5	5	0-3	3/26	Washington	R	---	4.2	8	6	6	2-3
4/7	GCU	R	---	1.0	0	0	0	0-1	4/3	USC	R	L	2.2	4	3	3	1-0
4/11	California	S	W	7.0	10	2	2	3-0	4/4	USC	R	---	2.0	3	0	0	0-2
4/17	UCLA	S	---	2.2	6	5	5	0-1	4/8	ORU (#24)	S	---	3.1	8	2	2	0-2
4/27	WSU	R	---	1.0	0	0	0	1-0	4/12	Arizona	R	---	3.2	4	1	1	2-4
4/30	Oklahoma	S	---	3.0	4	2	2	2-2	4/17	UCLA	S	---	3.2	0	0	0	0-2
5/17	Washington	S	L	5.0	5	5	5	1-4	4/25	WSU	S	L	5.1	5	5	3	3-2
5/24	Arizona	S	W	7.0	7	0	0	1-6	4/27	Wichita St.	R	W	2.0	0	0	0	0-1
6/1	UNLV	R	---	2.0	1	0	0	0-1	5/4	NMSU	R	---	0.1	3	1	1	0-0
6/6	CSF	S	L	6.1	9	5	5	1-8	5/14	Oregon St.	R	W	2.0	1	0	0	1-3
Season Totals:		20	8-2	86.0	87	41	35	18-61	5/16	Oregon St.	R	S	1.1	0	0	0	0-3
									5/21	Arizona	R	S	4.0	2	1	1	3-3
									5/23	Arizona	R	---	2.1	2	0	0	2-1
									5/29	Stanford (#2)	R	---	3.1	5	5	5	1-2
									6/4	Pepperdine	R	L	2.0	5	4	2	0-4
									6/5	CSF (#9)	S	L	6.2	12	5	5	0-4
									Season Totals		26	4-4-2	76.1	83	50	44	23-56

AVERILL'S CAREER STATISTICS

Year	ERA	W-L	App	GS	CG	SHO/CBO	SV	IP	H	R	ER	BB	SO	2B	3B	HR	BF	B/Avg	WP	HBP	SFA	SHA
2003....	3.66	8-2	20	15	0	0/3	0	86.0	87	41	35	19	61	19	6	7	373	.264	2	16	4	4
2004....	5.19	4-4	26	4	0	0/0	2	76.1	83	50	44	23	56	11	2	5	341	.280	6	8	6	8
2005....	3.05	6-2	11	10	3	1/0	0	65.0	66	26	22	12	56	13	1	3	275	.263	3	6	0	6
TOTAL...	4.00	18-8	57	29	3	1/3	2	227.1	236	117	101	54	173	43	9	15	989	.269	11	30	10	18


AVERILL'S HIGHS

AVERILL IN 2005

COMPLETE GAMES: 3, last vs. Oklahoma (3/19/05)
SHUTOUTS: 1, vs. New Mexico State (2/4/05)
IPs (Starter): 9.0, 3x, vs. Oklahoma (3/19/05)
IPs (Relief): 2.0, at USC (3/24/05)
STRIKEOUTS: 14, vs. New Mexico State (2/4/05)
WALK HIGH: 4, at East Carolina (3/5/05)
WIN STREAK: 4, Mar. 5-Apr. 1, 2005 (ECU/WIU/OKLA/WSU)

AVERILL CAREER

COMPLETE GAMES: 3, last vs. Oklahoma (3/19/05)
SHUTOUTS: 1, vs. New Mexico State (2/4/05)
IPs (Starter): 9.0, 3x, vs. Oklahoma (3/19/05)
IPs (Relief): 5.2, vs. Penn State (2/28/03)
STRIKEOUTS: 14, vs. New Mexico State (2/4/05)
WALK HIGH: 4, at East Carolina (3/5/05)
WIN STREAK: 4, Mar. 5-Apr. 1, 2005 (ECU/WIU/OKLA/WSU)



#40 • Pat Bresnehan

RHP • 6-1 • 200 • Sophomore - 1V • Sherborn, Mass. (Dover-Sherborn)

** All-Pac-10 Candidate • Pac-10 Pitcher of the Week (3/29) **

CAREER HIGHLIGHTS: Is 6-5 with five saves and a 4.48 ERA in 37 career pitching appearances (9 GS)... has held opponents to a .262 batting average in 90.1 career innings pitched... named honorable mention All-Pac-10 in 2004 after going 3-2 with five saves and a 4.79 ERA... ranked fourth in the ASU freshman record books with five saves.

2005 HIGHLIGHTS: Heads into the weekend against Stanford with a 3-3 record and a 4.22 ERA... has appeared in 14 games while making eight starts... has struck out 46 batters (18 KL) in 49.0 innings... averaging 8.45 strikeouts per nine innings pitched... his best inning has been the fifth in which he has allowed only one earned run for a 1.50 ERA (6.0 IP)... took the loss in his last start against California (4/9) giving up 10 hits and six runs (five earned) in 5.2 innings... matched his career high with seven strikeouts in his last win against Wright State (4/2)... earned Pac-10 Pitcher of the Week honors after allowing only four hits and one unearned run in a complete-game victory over USC (3/25)... in eight starts this season is 3-3 with a 5.00 ERA... posted a 2.08 ERA in six relief appearances (13.0 IP).

BRESNEHAN'S 2005 PITCHING LOG

Date	Opponent	Score	Dec.	IP	H	R	ER	BB	SO	HR	When he left	Pitches/Strikes
Jan. 28	Long Beach State (R)	L, 3-7	ND	1.2	1	0	0	1	2	0	Trailing 4-2	37/19
Jan. 30	Long Beach State (R)	L, 1-11	ND	0.2	3	1	1	1	2	0	Trailing 6-1	24/15
Feb. 6	Oregon State (R)	L, 6-12	ND	4.1	4	1	1	1	7	0	Finished game	77/52
Feb. 12	vs. Oklahoma (R)	W, 7-5	ND	0.0	1	0	0	0	0	0	Leading 7-5	4/3
Feb. 15	at Arizona (R)	L, 6-7 (14)	ND	5.1	2	0	0	2	7	0	Leading 6-5	95/61
Feb. 20	at Tulane (S)	L, 3-9	L	3.0	4	5	5	2	1	1	Trailing 4-0	58/33
Feb. 23	at Arizona (R)	L, 5-11	ND	1.0	3	1	1	0	2	1	Trailing 8-4	22/14
Feb. 26	Baylor (S)	W, 12-4	ND	4.0	2	2	1	1	2	1	Leading 5-1	83/45
Mar. 6	vs. Ohio State (S)	W, 3-0	W	6.0	5	0	0	2	4	0	Leading 1-0	97/61
Mar. 13	at LSU (S)	L, 3-20	L	0.1	4	4	4	3	0	1	Trailing 4-2	33/14
Mar. 20	Oklahoma (S)	W, 6-5	ND	3.0	2	3	3	2	3	0	Trailing 2-1	56/33
Mar. 25	at USC (S)	W, 17-1	W	9.0	4	1	0	2	5	0	Finished game	119/72
Apr. 2	Wright State (S)	W, 11-3	W	5.0	5	2	2	0	7	0	Leading 11-2	70/49
Apr. 9	at California - 2 (S)	L, 7-3	L	5.2	10	6	5	3	4	1	Trailing 4-2	127/77
Season Totals		14 G/8 GS	3-3	49.0	50	26	23	20	46	5	4.22 ERA	---
Pac-10		2 G/2 GS	1-1	14.2	14	7	5	5	9	1	3.07 ERA	---
Non-Conference		12 G/6 GS	2-2	34.1	36	19	18	15	37	4	4.72 ERA	---
Home		6 G/3 GS	1-0	18.2	17	9	8	6	23	0	3.86 ERA	---
Away		8 G/5 GS	2-3	30.1	33	17	15	14	23	5	4.45 ERA	---
Starter		8 starts	3-3	36.0	36	23	20	15	26	4	5.00 ERA	---
Relief		6 games	0-0	13.0	14	3	3	5	20	1	2.08 ERA	---

BRESNEHAN'S 2004 PITCHING LOG

2004	Opp	S/R	W/L	IP	H	R	ER	BB-SO
2/7	FSU (#18)	R	W	0.2	0	0	0	0-0
2/8	FSU (#18)	R	---	0.0	1	3	3	3-0
2/15	OKLA	R	---	0.1	0	0	0	0-1
2/16	Gonzaga	R	W	5.0	4	0	0	1-7
2/24	ARIZ (#16)	R	S	3.0	0	0	0	1-5
2/28	UConn	R	W	4.0	2	2	0	4-5
3/5	ECU (#18)	R	S	1.0	0	0	0	0-1
3/6	ECU (#18)	R	S	2.0	1	0	0	0-2
3/14	Tulane (#11)	R	S	2.0	1	0	0	0-2
3/16	Okl. State	R	S	1.2	2	0	0	0-1
3/19	California	R	---	2.0	1	0	0	1-1
3/21	California	R	---	2.0	6	2	2	0-0

2004	Opp	S/R	W/L	IP	H	R	ER	BB-SO
3/28	Washington	R	L	2.2	4	3	3	0-2
4/4	USC	R	---	2.2	3	2	2	1-3
4/8	ORU (#24)	R	L	1.1	3	6	3	4-2
4/12	Arizona	S	---	2.0	5	4	4	3-1
4/18	UCLA	R	---	1.0	1	1	1	0-1
4/25	WSU	R	---	0.2	1	3	3	3-1
4/27	Wichita St.	R	---	2.2	1	0	0	3-4
5/4	NMSU	R	---	1.0	2	1	1	1-2
5/18	New Mexico	R	---	0.2	0	0	0	0-1
5/23	Arizona	R	---	0.2	1	0	0	0-1
5/29	Stanford (#2)	R	---	2.1	2	0	0	2-2
Season Totals		23	3-2-5	41.1	41	28	22	27-45

BRESNEHAN'S CAREER STATISTICS

Year	ERA	W-L	App	GS	CG	SHO/CBO	SV	IP	H	R	ER	BB	SO	2B	3B	HR	BF	B/Avg	WP	HBP	SFA	SHA
2004....	4.79	3-2	23	1	0	0/1	5	41.1	41	28	22	27	45	9	0	3	189	.268	4	4	1	3
2005....	4.22	3-3	14	8	1	0/1	0	49.0	50	26	23	20	46	5	2	5	226	.258	3	10	0	2
TOTAL...	4.48	6-5	37	9	1	0/2	5	90.1	91	54	45	47	91	14	2	8	415	.262	7	14	1	5


BRESNEHAN'S HIGHS

BRESNEHAN IN 2005

COMPLETE GAMES: 1, at USC (3/25/05)
SHUTOUTS: None
IPs (Starter): 9.0, at USC (3/25/05)
IPs (Relief): 5.1, at Arizona (2/15/05)
STRIKEOUTS: 7, 3x, last vs. Wright State (4/2/05)
WALK HIGH: 3 - 2x, last at California (4/9/05)
RUNS ALLOWED: 6, at California (4/9/05)
HITS ALLOWED: 10, at California (4/9/05)

BRESNEHAN CAREER

COMPLETE GAMES: 1, at USC (3/25/05)
SHUTOUTS: None
IPs (Starter): 9.0, at USC (3/25/05)
IPs (Relief): 5.1, at Arizona (2/15/05)
STRIKEOUTS: 7, 4x, last vs. Wright State (4/2/05)
WALK HIGH: 4, 2x, last vs. Oral Roberts (4/8/04)
RUNS ALLOWED: 6 - 2x, last at California (4/9/05)
HITS ALLOWED: 10, at California (4/9/05)



#34 • Jason Urquidez

RHP • 6-2 • 170 • Senior - 1V • Simi Valley, Calif. (Central Arizona)

**** All-Pac-10 Candidate • Clemens Award Watch List ****

CAREER HIGHLIGHTS: Is 17-6 with a 3.90 ERA in 34 games (24 starts) in two seasons as a Sun Devil... named first-team All-Pac-10 and honorable mention All-America by CollegeBaseballInsider.com after going 12-3 with a 3.41 ERA in 2004... part of an elite class of eight returning pitchers in the NCAA to have recorded 12 or more wins last season... drafted in the 11th round (318th overall) by the Cincinnati Reds in the 2004 MLB Draft... earned Pac-10 and National Pitcher of the Week honors with a complete-game, three-hitter over No. 1 and defending national champion Rice (2/22/04).

2005 HIGHLIGHTS: Senior right-hander who is 5-3 with one save and a 4.74 ERA in 15 games (6 starts) this season... ranks second on the team and 10th in the Pac-10 with 50 strikeouts in 57.0 innings... suffered a blown save and the loss against California (4/10) last weekend giving up two runs in the ninth inning to surrender a 3-2 lead and lose 4-3... in his last two starts against USC (3/26) and Wright State (4/3) has combined to allow only nine hits and two runs in 12.0 innings (1.50 ERA)... in six starts he is 2-1 with a 5.50 ERA... boasts a 3-2 record with one save and a 3.57 ERA in nine games out of the bullpen... allowed only one run in eight innings while recording no-decision at USC (3/26)... tied for the Pac-10 lead with two pickoffs and also ranks 10th in innings pitched (57.0)... opposing hitters are batting only .259 off him, including only .227 (10-for-44) with two outs and runners in scoring position... averaging 7.89 K/9.0 IP.

URQUIDEZ'S 2005 PITCHING LOG

Date	Opponent	Score	Dec.	IP	H	R	ER	BB	SO	HR	When he left	Pitches/Strikes
Jan. 29	Long Beach State (S)	W, 8-6	ND	5.0	10	5	5	1	4	0	Trailing 5-1	74/49
Feb. 5	Gonzaga (S)	W, 10-8	W	7.0	6	5	4	1	4	1	Leading 10-4	107/73
Feb. 12	vs. Oklahoma (S)	W, 7-5	ND	5.1	9	5	4	1	3	0	Leading 5-4	80/53
Feb. 18	at Tulane (S)	L, 8-2	L	5.0	6	7	6	6	7	1	Trailing 7-1	115/66
Feb. 20	at Tulane (R)	L, 3-9	ND	0.1	1	0	0	0	1	0	Finished game	15/8
Feb. 23	at Arizona (R)	L, 5-11	ND	1.0	0	0	0	0	0	0	Trailing 8-5	12/7
Feb. 25	Baylor (R)	W, 5-3	W	3.0	1	0	0	2	4	0	Finished game	39/23
Feb. 27	Baylor (R)	L, 8-7 (10)	L	4.1	2	3	0	3	2	0	Tied 5-5	80/47
Mar. 4	vs. North Carolina (R)	W, 4-3 (10)	W	5.1	0	0	0	3	9	0	Finished game	84/53
Mar. 13	at LSU (R)	L, 20-3	ND	2.2	7	9	7	2	2	4	Trailing 13-2	62/37
Mar. 18	Oklahoma (R)	W, 5-4	W	1.1	2	0	0	0	1	0	Finished game	22/13
Mar. 20	Oklahoma (R)	W, 6-5	S	2.0	2	0	0	1	2	0	Finished game	37/20
Mar. 5	at USC (S)	W, 2-1 (10)	ND	8.0	6	1	1	2	1	1	Tied 1-1	114/65
Apr. 3	Wright State (S)	W, 14-1	W	4.0	3	1	1	2	7	0	Leading 10-1	69/44
Apr. 10	California (R)	L, 4-3	L	2.2	3	2	2	4	3	0	Finished game	57/27
Season Totals		15 G/6 GS	5-3-1	57.0	58	38	30	28	50	7	4.74 ERA	---
Pac-10		2 G/1 GS	0-1	10.2	9	3	3	6	4	1	2.53 ERA	---
Non-Conference		13 G/5 GS	5-2-1	46.1	49	35	27	22	46	6	5.24 ERA	---
Home		7 G/3 GS	4-1-1	26.1	26	14	10	10	24	1	3.38 ERA	---
Away		8 G/3 GS	1-2	30.1	32	24	20	18	26	6	5.93 ERA	---
Starter		6 starts	2-1	34.1	40	24	21	13	26	3	5.50 ERA	---
Relief		9 games	3-2-1	22.2	18	14	9	15	24	4	3.57 ERA	---

URQUIDEZ'S 2004 PITCHING LOG

2004	Opp	S/R	W/L	IP	H	R	ER	BB-SO	2004	Opp	S/R	W/L	IP	H	R	ER	BB-SO
2/8	FSU (#18)	S	W	5.0	6	1	1	3-9	4/17	UCLA	S	---	4.0	8	3	3	0-2
2/14	Utah	S	W	6.0	3	0	0	2-7	4/24	WSU	S	---	6.1	7	2	2	1-4
2/22	Rice (#1)	S	W	9.0	3	1	1	2-7	4/27	Wichita St.	R	---	1.0	1	1	1	2-1
2/29	UConn	S	W	3.0	3	1	1	1-1	4/28	Wichita St.	R	---	1.1	3	2	2	1-2
3/6	ECU (#18)	S	W	7.0	5	4	3	3-4	5/3	NMSU	S	W	5.0	2	1	1	2-7
3/12	Tulane (#11)	S	W	5.2	4	1	1	5-5	5/15	Oregon St.	S	W	8.1	9	1	1	2-12
3/20	California	S	L	1.1	4	3	3	2-0	5/22	Arizona	S	W	7.1	3	2	2	4-9
3/26	Washington	S	L	4.1	5	5	3	4-6	5/29	Stanford (#2)	S	L	2.1	6	5	5	2-1
4/2	USC	S	W	8.1	7	3	3	6-7	6/5	Minnesota	S	W	5.1	6	3	3	3-4
4/9	ORU (#24)	S	W	7.0	5	1	1	2-6	Season Totals				19	12-3	97.2	90	40 37 47-94

URQUIDEZ'S CAREER STATISTICS

Year	ERA	W-L	App	GS	CG	SHO/CBO	SV	IP	H	R	ER	BB	SO	2B	3B	HR	BF	B/Avg	WP	HBP	SFA	SHA
2004....	3.41	12-3	19	17	1	0/1	0	97.2	90	40	37	47	94	11	3	11	419	.251	2	6	4	4
2005....	4.74	5-3	15	6	0	0/0	1	57.0	58	38	30	28	50	15	1	7	262	.259	4	4	2	4
TOTAL....	3.90	17-6	34	23	1	0/1	1	154.2	148	78	67	75	144	26	4	18	681	.254	6	10	6	8

URQUIDEZ'S HIGHS

URQUIDEZ IN 2005

COMPLETE GAMES: None
SHUTOUTS: None
IPs (Starter): 8.0, at USC (3/26/05)
IPs (Relief): 5.1, vs. North Carolina (3/4/05)
STRIKEOUTS: 9, vs. North Carolina (3/4/05)
WALK HIGH: 6, at Tulane (2/18/05)
RUNS ALLOWED: 9, at LSU (3/13/05)
HITS ALLOWED: 10, Long Beach State (1/29/05)

URQUIDEZ CAREER

COMPLETE GAMES: 1, at Rice (2/22/04)
SHUTOUTS: None
IPs (Starter): 9.0, at Rice (2/22/04)
IPs (Relief): 5.1, vs. North Carolina (3/4/05)
STRIKEOUTS: 12, Oregon State (5/15/04)
WALK HIGH: 6, 2x, last at Tulane (2/18/05)
RUNS ALLOWED: 9, at LSU (3/13/05)
HITS ALLOWED: 10, Long Beach State (1/29/05)



#37 • Zechry Zinicola

RHP • 6-1 • 225 • Sophomore - 1V • San Bernadino, Calif. (Arlington)

**** All-Pac-10 Candidate • NCBWA Stopper of the Year Watch List ****

CAREER HIGHLIGHTS: In 38 career pitching appearances (11 starts) is 6-4 with a 4.12 ERA... in 27 career relief appearances is 5-2 with a 3.42 ERA and 53 strikeouts in 50 innings... is 1-2 with a 4.89 ERA in 11 career starts... voted by Pac-10 coaches as having the best fastball in the league (Baseball America)... ranks ninth in ASU history with 10 career saves... tied the ASU freshman record with eight saves in 2004... went 4-2 with eight saves and a 3.36 ERA in 56.1 IP as a freshman (57 K).

2005 HIGHLIGHTS: Hard-throwing sophomore right-hander who is 2-2 with two saves and a 5.22 ERA in 13 games (7 starts) this season... has struck out 34 and walked 23 in 39.2 innings... opponents are batting .250 off him, including only .173 with runners in scoring position and .140 with two outs... in seven starts this season he is 0-2 with a 5.70 ERA... is 2-0 with a 3.72 ERA as a reliever, including three shutout innings in his last appearance out of the bullpen against Wright State (4/3)... has lasted five or more innings in three of his seven starts... in his last outing gave up six hits and four runs in 3.2 innings to record the no-decision in ASU's 11-7 win over California (4/9)... averaging 7.71 strikeouts and 4.99 walks per nine innings pitched.

ZINICOLA'S 2005 PITCHING LOG

Date	Opponent	Score	Dec.	IP	H	R	ER	BB	SO	HR	When he left	Pitches/Strikes
Jan. 28	Long Beach State (R)	L, 7-3	ND	0.1	0	0	0	1	1	0	Trailing 5-3	13/7
Jan. 29	Long Beach State (R)	W, 8-6	W	1.1	1	0	0	0	1	0	Finished Game	16/11
Feb. 5	Gonzaga (R)	W, 10-8	S	1.0	1	0	0	0	0	0	Finished Game	20/11
Feb. 7	New Mexico State (R)	W, 11-10	W	3.0	3	7	4	4	3	1	Finished Game	71/33
Feb. 13	vs. Gonzaga (S)	L, 2-0	L	4.1	3	2	0	1	4	0	Trailing 2-0	70/42
Feb. 25	Baylor (S)	W, 5-3	ND	6.0	9	3	2	0	6	0	Trailing 3-1	82/60
Mar. 4	vs. North Carolina (S)	W, 4-3 (10)	ND	5.2	3	3	3	4	5	2	Trailing 3-1	103/56
Mar. 11	at LSU (S)	L, 6-5	L	3.1	7	6	6	3	1	1	Trailing 6-3	67/33
Mar. 18	Oklahoma (S)	W, 5-4	ND	5.0	2	4	4	4	6	0	Tied 4-4	95/48
Mar. 24	at USC (S)	L, 9-8	ND	2.0	2	0	0	1	1	0	Tied 0-0	47/25
Mar. 26	at USC (R)	W, 2-1 (10)	S	1.0	0	0	0	1	1	0	Finished Game	11/6
Apr. 3	Wright State (R)	W, 14-1	ND	3.0	1	0	0	0	3	0	Leading 14-1	40/26
Apr. 9	at California - 1 (S)	W, 11-7	ND	3.2	6	4	4	3	3	1	Tied, 4-4	75/41
Season Totals		13 G/7 GS	2-2-2	39.2	38	29	23	22	34	5	5.22 ERA	----
Pac-10		3 G/2 GS	0-0-1	6.2	8	4	4	5	5	1	5.40 ERA	----
Non-Conference		10 G/5 GS	2-2-1	33.0	30	25	19	17	29	4	5.18 ERA	----
Home		7 G/2GS	2-0-1	19.2	17	14	10	9	19	1	4.58 ERA	----
Away		6 G/5 GS	0-2-1	20.0	21	15	13	13	15	4	5.85 ERA	----
Starter		7 starts	0-2	30.0	32	22	19	16	25	4	5.70 ERA	----
Relief		6 games	2-0-2	9.2	6	7	4	6	9	1	3.72 ERA	----

ZINICOLA'S 2004 PITCHING LOG

2004	Opp	S/R	W/L	IP	H	R	ER	BB-SO	2004	Opp	S/R	W/L	IP	H	R	ER	BB-SO		
2/6	FSU (#18)	R	W	2.0	1	0	0	1-2	4/18	UCLA	R	L	3.0	5	2	2	0-3		
2/16	Gonzaga	R	S	2.0	3	0	0	0-4	4/24	WSU	R	W	2.2	1	0	0	0-3		
2/20	Lamar	R	L	1.0	2	2	2	1-1	4/27	Wichita St.	R	S	1.0	2	0	0	0-1		
2/29	UConn	R	---	2.0	4	3	2	2-2	4/28	Wichita St.	R	S	1.1	2	0	0	0-1		
3/7	ECU (#18)	S	---	3.0	1	0	0	1-3	5/4	NMSU	R	---	1.0	1	0	0	0-0		
3/17	Okl. State	S	---	2.0	4	3	3	2-2	5/14	Oregon St.	R	S	2.0	0	0	0	1-4		
3/21	California	S	W	7.0	6	2	2	1-5	5/15	Oregon St.	R	S	0.2	1	0	0	0-1		
3/28	Washington	S	---	4.0	3	2	1	1-3	5/22	Arizona	R	---	1.2	1	0	0	2-1		
4/3	USC	R	---	3.1	4	5	5	1-2	5/23	Arizona	R	---	0.2	2	3	3	1-1		
4/8	ORU (#24)	R	---	2.0	1	0	0	0-0	5/30	Stanford (#2)	R	S	4.2	2	0	0	2-4		
4/9	ORU (#24)	R	---	2.0	1	0	0	1-2	6/4	Pepperdine	R	---	0.2	1	1	0	0-1		
4/12	Arizona	R	S	1.2	2	0	0	0-5	6/5	Minnesota	R	S	3.2	4	1	1	3-4		
4/17	UCLA	R	W	1.1	0	0	0	0-2	Season Totals				25	4-2-8	56.1	52	24	21	20-57

ZINICOLA'S CAREER STATISTICS

Year	ERA	W-L	App	GS	CG	SHO/CBO	SV	IP	H	R	ER	BB	SO	2B	3B	HR	BF	B/Avg	WP	HBP	SFA	SHA
2004....	3.36	4-2	25	4	0	0/0	8	56.1	52	24	21	20	57	8	1	3	241	.246	5	6	1	3
2005....	5.22	2-2	13	7	0	0/0	2	39.2	38	29	23	22	34	9	1	5	187	.250	5	9	0	4
TOTAL...	4.12	6-4	38	11	0	0/0	10	96.0	90	53	44	42	91	17	2	8	428	.248	10	15	1	7

ZINICOLA'S HIGHS

ZINICOLA IN 2005

COMPLETE GAMES: None
SHUTOUTS: None
IPs (Starter): 6.0, Baylor (2/25/05)
IPs (Relief): 3.0, 2x, last Wright State (4/3/05)
STRIKEOUTS: 6, Baylor (2/25/05)
WALK HIGH: 4, 3x, last Oklahoma (3/18/05)
RUNS ALLOWED: 7, New Mexico State (2/7/05)
HITS ALLOWED: 9, Baylor (2/25/05)

ZINICOLA CAREER

COMPLETE GAMES: None
SHUTOUTS: None
IPs (Starter): 7.0, California (3/21/04)
IPs (Relief): 4.2, at Stanford (5/30/04)
STRIKEOUTS: 6, Baylor (2/25/05)
WALK HIGH: 4, 3x, last Oklahoma (3/18/05)
RUNS ALLOWED: 7, New Mexico State (2/7/05)
HITS ALLOWED: 9, Baylor (2/25/05)

Career Stats vs. Stanford Hitters

Stanford Hitters vs. Quentin Andes

Batter	Avg	AB	H	RBI	2B	3B	HR	BB	HBP	SO	GDP	SF	SH	SB-ATT	Slug%	OB%
Minaker	.667	6	4	0	0	0	0	0	0	0	0	0	0	0-2	.667	.667
Lowrie	.000	4	0	0	0	0	0	2	0	0	0	0	0	0-0	.000	.333
Hester	.000	4	0	0	0	0	0	0	0	2	0	0	0	0-0	.000	.000
Mayberry, Jr	.000	2	0	0	0	0	0	0	0	2	0	0	0	0-0	.000	.000
Totals	.188	32	6	2	0	0	0	6	2	4	0	0	2	0-2	.188	.333

Stanford Hitters vs. Erik Averill

Batter	Avg	AB	H	RBI	2B	3B	HR	BB	HBP	SO	GDP	SF	SH	SB-ATT	Slug%	OB%
Mayberry, Jr	.500	4	2	6	0	0	2	0	2	0	0	0	0	0-0	2.000	.667
Minaker	.500	4	2	0	0	0	0	0	0	0	0	0	0	0-0	.500	.500
Lowrie	.250	4	1	0	0	0	0	2	0	0	0	0	0	0-0	.250	.500
Totals	.354	48	17	12	3	0	2	2	2	9	0	0	2	0-0	.542	.389

Stanford Hitters vs. Brett Bordes

Batter	Avg	AB	H	RBI	2B	3B	HR	BB	HBP	SO	GDP	SF	SH	SB-ATT	Slug%	OB%
Mayberry, Jr	1.000	2	2	2	0	0	0	0	0	0	0	0	0	0-0	1.000	1.000
Lowrie	1.000	2	2	2	0	0	0	0	0	0	0	0	0	0-0	1.000	1.000
Totals	.800	10	8	6	2	0	0	2	0	0	0	0	0	0-0	1.000	.833

Stanford Hitters vs. Pat Bresnehan

Batter	Avg	AB	H	RBI	2B	3B	HR	BB	HBP	SO	GDP	SF	SH	SB-ATT	Slug%	OB%
Mayberry, Jr	.000	2	0	0	0	0	0	0	0	0	0	0	0	0-0	.000	.000
Minaker	.000	2	0	0	0	0	0	0	0	0	0	0	0	0-0	.000	.000
Lowrie	.000	2	0	0	0	0	0	0	0	0	0	0	0	0-0	.000	.000
Totals	.222	18	4	0	0	0	0	4	0	4	0	0	0	0-0	.222	.364

Stanford Hitters vs. Ty Marotz

Batter	Avg	AB	H	RBI	2B	3B	HR	BB	HBP	SO	GDP	SF	SH	SB-ATT	Slug%	OB%
Hester	.000	2	0	0	0	0	0	0	0	2	0	0	0	0-0	.000	.000
Minaker	.000	2	0	0	0	0	0	0	0	0	0	0	0	0-0	.000	.000
Totals	.250	8	2	2	0	0	2	2	0	2	0	0	0	0-0	1.000	.400

Stanford Hitters vs. Jason Urquidez

Batter	Avg	AB	H	RBI	2B	3B	HR	BB	HBP	SO	GDP	SF	SH	SB-ATT	Slug%	OB%
Minaker	1.000	2	2	4	0	0	2	0	0	0	0	0	0	0-0	4.000	1.000
Lowrie	1.000	2	2	0	2	0	0	2	0	0	0	0	0	0-0	2.000	1.000
Mayberry, Jr	.000	4	0	0	0	0	0	0	0	2	0	0	0	0-0	.000	.000
Totals	.462	26	12	10	2	2	4	4	0	2	0	0	0	2-2	1.154	.533

Stanford Hitters vs. Zechry Zinicola

Batter	Avg	AB	H	RBI	2B	3B	HR	BB	HBP	SO	GDP	SF	SH	SB-ATT	Slug%	OB%
Seawell	1.000	2	2	0	0	0	0	0	0	0	0	0	0	0-0	1.000	1.000
Hester	.000	4	0	0	0	0	0	0	0	0	0	0	0	0-0	.000	.000
Mayberry, Jr	.000	4	0	0	0	0	0	0	0	2	0	0	0	0-0	.000	.000
Minaker	.000	4	0	0	0	0	0	0	0	0	0	0	0	0-0	.000	.000
Lowrie	.000	2	0	0	0	0	0	2	0	0	0	0	0	0-0	.000	.500
Rapoport	.000	2	0	0	0	0	0	0	0	2	0	0	0	0-0	.000	.000
Totals	.125	32	4	0	0	0	0	4	2	8	0	0	0	0-0	.125	.263

Career Stats vs. Stanford Pitchers

ASU Batters vs. Pete Duda

Batter	Avg	AB	H	RBI	2B	3B	HR	BB	HBP	SO	GDP	SF	SH	SB-ATT	Slug%	OB%
Buck	1.000	2	2	2	0	0	0	0	0	0	0	0	0	0-0	1.000	1.000
Larish	1.000	2	2	0	0	0	0	0	0	0	0	0	0	0-0	1.000	1.000
Asanovich	1.000	2	2	6	0	0	2	0	0	0	0	0	0	0-0	4.000	1.000
Persichina	.000	2	0	0	0	0	0	0	0	0	0	0	0	0-0	.000	.000
Gosewisch	.000	2	0	0	0	0	0	0	0	0	0	0	0	0-0	.000	.000
Bocchi	.000	2	0	0	0	0	0	0	0	2	0	0	0	0-0	.000	.000
Pedroia	.000	0	0	0	0	0	0	2	0	0	0	0	0	0-0	.000	1.000
Walsh	.000	0	0	0	0	0	0	0	2	0	0	0	0	0-0	.000	1.000
Totals	.500	12	6	8	0	0	2	2	2	2	0	0	0	0-0	1.000	.625

ASU Batters vs. Jeff Gilmore

Batter	Avg	AB	H	RBI	2B	3B	HR	BB	HBP	SO	GDP	SF	SH	SB-ATT	Slug%	OB%
Zinicola	.500	4	2	2	2	0	0	0	0	0	0	0	0	0-0	1.000	.500
Buck	.333	6	2	0	2	0	0	0	0	2	0	0	0	0-0	.667	.333
Larish	.333	6	2	0	2	0	0	0	0	2	0	0	0	0-0	.667	.333
Persichina	.000	6	0	0	0	0	0	2	0	0	0	0	0	0-0	.000	.250
Dhaenens	.000	6	0	0	0	0	0	0	0	2	0	0	0	0-0	.000	.000
Curtis	.000	4	0	0	0	0	0	0	0	4	0	0	0	0-0	.000	.000
Gosewisch	.000	2	0	2	0	0	0	0	0	0	0	0	2	0-0	.000	.000
Totals	.231	52	12	4	8	0	0	4	0	12	0	0	2	0-0	.385	.276

ASU Batters vs. Blake Holler

Batter	Avg	AB	H	RBI	2B	3B	HR	BB	HBP	SO	GDP	SF	SH	SB-ATT	Slug%	OB%
Buck	.000	2	0	0	0	0	0	0	0	0	0	0	0	0-0	.000	.000
Larish	.000	2	0	0	0	0	0	0	0	0	0	0	0	0-0	.000	.000
Gosewisch	.000	2	0	0	0	0	0	0	0	2	0	0	0	0-0	.000	.000
Persichina	.000	2	0	0	0	0	0	0	0	2	0	0	0	0-0	.000	.000
Totals	.000	16	0	0	0	0	0	0	0	6	0	0	0	0-0	.000	.000

ASU Batters vs. Matt Leva

Batter	Avg	AB	H	RBI	2B	3B	HR	BB	HBP	SO	GDP	SF	SH	SB-ATT	Slug%	OB%
McKenna	1.000	2	2	4	0	0	0	0	0	0	0	0	0	0-0	1.000	1.000
Gosewisch	.000	2	0	2	0	0	0	0	0	0	0	0	0	0-0	.000	.000
Persichina	.000	2	0	0	0	0	0	0	0	0	0	0	0	0-0	.000	.000
Larish	.000	0	0	0	0	0	0	2	0	0	0	0	0	0-0	.000	1.000
Buck	.000	0	0	0	0	0	0	0	2	0	0	0	0	0-0	.000	1.000
Totals	.571	14	8	6	2	0	0	2	2	0	0	0	0	0-0	.714	.667

ASU Batters vs. Matt Manship

Batter	Avg	AB	H	RBI	2B	3B	HR	BB	HBP	SO	GDP	SF	SH	SB-ATT	Slug%	OB%
Persichina	1.000	2	2	0	2	0	0	0	0	0	0	0	0	0-0	2.000	1.000
Buck	.333	3	1	1	0	0	0	0	0	0	0	1	0	0-0	.333	.333
Dhaenens	.000	2	0	0	0	0	0	0	0	0	0	0	0	0-0	.000	.000
Larish	.000	1	0	0	0	0	0	0	0	1	0	0	0	0-0	.000	.000
Totals	.148	27	4	2	2	0	0	2	1	8	0	1	0	0-0	.222	.233

ASU Batters vs. Greg Reynolds

Batter	Avg	AB	H	RBI	2B	3B	HR	BB	HBP	SO	GDP	SF	SH	SB-ATT	Slug%	OB%
Persichina	1.000	2	2	2	0	0	0	0	0	0	0	0	0	0-0	1.000	1.000
Larish	.000	2	0	0	0	0	0	0	0	0	0	0	0	0-0	.000	.000
Buck	.000	2	0	0	0	0	0	0	0	0	0	0	0	0-0	.000	.000
Gosewisch	.000	0	0	0	0	0	0	0	2	0	0	0	0	0-0	.000	1.000
Totals	.500	12	6	4	0	0	0	0	2	0	0	2	0	0-0	.500	.571

ASU Batters vs. Mark Romanczuk

Batter	Avg	AB	H	RBI	2B	3B	HR	BB	HBP	SO	GDP	SF	SH	SB-ATT	Slug%	OB%
Curtis	.500	4	2	0	0	0	0	2	0	2	0	0	0	0-0	.500	.667
Gosewisch	.286	7	2	1	2	0	0	0	0	0	0	0	1	0-0	.571	.250
Buck	.000	9	0	0	0	0	0	0	0	2	0	0	0	0-0	.000	.000
Larish	.000	8	0	0	0	0	0	2	0	4	0	0	0	0-0	.000	.200
Zinicola	.000	4	0	0	0	0	0	2	0	0	2	0	0	0-0	.000	.333
Totals	.120	75	9	2	4	1	0	8	1	15	2	0	1	1-1	.200	.212

Arizona State vs. Stanford -- 2003, 2004

#8 Arizona State at #2 Stanford May 28, 2004 at Stanford, Calif. (Sunken Diamond)												
Arizona State 0 (39-15,12-10 Pac-10)						Stanford 5 (43-11,15-7 Pac-10)						
Player	AB	R	H	BI		Player	AB	R	H	BI		
Dustin Pedroia ss.....	3	0	0	0		Sam Fuld cf.....	4	1	0	0		
Travis Buck rf.....	3	0	0	0		Jonny Ash 3b.....	3	2	0	0		
Jeff Larish lf.....	3	0	0	0		Jed Lowrie 2b.....	5	1	1	0		
Zechry Zinicola dh.....	3	0	0	0		Danny Putnam lf.....	3	1	2	4		
Josh Asanovich 3b.....	4	0	0	0		John Mayberry, Jr. 1b.....	4	0	2	1		
Tuffy Gosewisch c.....	4	0	2	0		Donny Lucy c.....	2	0	0	0		
Colin Curtis cf.....	3	0	1	0		Brian Hall rf.....	4	0	0	0		
Chris Cook lb.....	3	0	0	0		Chris Carter dh.....	2	0	0	0		
Nick Walsh 2b.....	3	0	0	0		John Hester ph.....	1	0	0	0		
Jeff Mouser p.....	0	0	0	0		Chris Minaker ss.....	4	0	2	0		
Quentin Andes p.....	0	0	0	0		Mack Romanczuk p.....	0	0	0	0		
Totals.....	29	0	3	0		David O'Hagan p.....	0	0	0	0		

Score by Innings												
	R	H	E									
Arizona State.....	000	000	000	-	0	3	1					
Stanford.....	400	100	00X	-	5	9	0					

E - Pedroia(9). DP - Cardinal 1. LOB - Sun Devils 7; Cardinal 10. 2B - Gosewisch(14). HR - Putnam(15). HBP - Ash; Carter. SH - Lucy(5). CS - Minaker(2).

Arizona State															
	IP	H	R	ER	BB	SO	WP	BK	HP	IBB	AB	BF	FO	GO	NP
Jeff Mouser L,6-4.....	4.0	7	5	5	3	1	0	0	1	0	19	24	7	4	78
Quentin Andes	4.0	2	0	0	1	2	1	0	1	0	13	15	8	1	51
Stanford	IP <th>H</th> <th>R</th> <th>ER</th> <th>BB</th> <th>SO</th> <th>WP</th> <th>BK</th> <th>HP</th> <th>IBB</th> <th>AB</th> <th>BF</th> <th>FO</th> <th>GO</th> <th>NP</th>	H	R	ER	BB	SO	WP	BK	HP	IBB	AB	BF	FO	GO	NP
Mark Romanczuk W,11-2.....	7.0	2	0	0	4	5	0	1	0	0	22	26	7	2	118
David O'Hagan	2.0	1	0	0	1	3	0	0	0	0	7	8	1	8	37

WP - Andes(2). HBP - by Mouser (Carter); by Andes (Ash). BK - Romanczuk(11). Inherited runners/scored: None. Pitches/strikes: Mouser 78/39; Andes 51/32; Romanczuk 118/71; O'Hagan 37/22.

Strikeouts - Buck; Larish 2; Curtis 2; Cook; Walsh 2; Mayberry, Jr 2; Hester. Walks - Pedroia; Buck; Larish; Zinicola; Curtis; Fuld; Ash; Putnam; Lucy.

Umpires - HP: Jim Garman 1B: Billy Speck 3B: Chuck Lyon
Start: 6:01 PM Time: 2:35 Attendance: 4089

#8 Arizona State at #2 Stanford May 29, 2004 at Stanford, Calif. (Sunken Diamond)												
Arizona State 3 (39-16,12-11 Pac-10)						Stanford 10 (44-11,16-7 Pac-10)						
Player	AB	R	H	BI		Player	AB	R	H	BI		
Dustin Pedroia ss.....	5	0	0	0		Sam Fuld cf.....	3	1	1	0		
Jonny Ash 3b.....	3	1	0	0		Jonny Ash 3b.....	5	1	2	0		
Travis Buck rf.....	3	0	1	0		Jed Lowrie 2b.....	3	2	1	0		
Jeff Larish lf.....	4	1	1	0		Danny Putnam lf.....	5	1	2	2		
Josh Asanovich 2b.....	3	1	2	1		John Mayberry, Jr. 1b.....	4	1	1	3		
Colin Curtis cf.....	2	0	1	0		Brian Hall rf.....	4	1	3	0		
Ryan McKenna cf.....	2	0	1	0		Donny Lucy c.....	5	1	1	0		
Tuffy Gosewisch c.....	1	0	0	1		Chris Carter dh.....	3	0	0	1		
Joel Bocchi ph/c.....	1	0	0	0		Chris Minaker ss.....	4	2	2	2		
Zechry Zinicola dh.....	2	0	1	1		Jeff Gilmore p.....	0	0	0	0		
Nick Cadena ph/dh.....	2	0	0	0		Kodiak Quick p.....	0	0	0	0		
Seth Dhaenens 3b.....	3	0	0	0		Jason Urquidez p.....	0	0	0	0		
Erik Averill p.....	0	0	0	0		Erik Averill p.....	0	0	0	0		
Pat Bresnehan p.....	0	0	0	0		Pat Bresnehan p.....	0	0	0	0		
Totals.....	31	3	6	3		Totals.....	36	10	13	10		

Score by Innings												
	R	H	E									
Arizona State.....	020	000	010	-	3	6	0					
Stanford.....	140	410	00X	-	10	13	0					

LOB - Sun Devils 7; Cardinal 9. 2B - Buck(16); Larish(17); McKenna(2); Zinicola(8); Lowrie(19); Lucy(9). 3B - Putnam(4). HR - Ash(5); Mayberry, Jr(14); Minaker(3). HBP - Mayberry, Jr. SF - Asanovich(6); Gosewisch(3); Carter(4). CS - Hall(13).

Arizona State	IP	H	R	ER	BB	SO	WP	BK	HP	IBB	AB	BF	PO	GO	NP
Jason Urquidez L,11-3.....	2.1	6	5	5	2	1	0	0	0	0	13	15	5	1	72
Erik Averill.....	3.1	5	5	5	1	2	0	0	1	0	14	15	2	1	59
Pat Bresnehan.....	2.1	2	0	0	2	2	0	0	0	0	9	11	3	2	44
Stanford	IP <th>H</th> <th>R</th> <th>ER</th> <th>BB</th> <th>SO</th> <th>WP</th> <th>BK</th> <th>HP</th> <th>IBB</th> <th>AB</th> <th>BF</th> <th>PO</th> <th>GO</th> <th>NP</th>	H	R	ER	BB	SO	WP	BK	HP	IBB	AB	BF	PO	GO	NP
Jeff Gilmore W,9-2.....	7.0	6	3	3	2	6	0	0	0	0	26	29	5	10	96

WP - Averill 2(5). HBP - by Averill (Mayberry, Jr.). Inherited runners/scored: Averill 1/0; Bresnehan 1/0; Quick 1/1. Pitches/strikes: Urquidez 72/43; Averill 59/36; Bresnehan 44/26; Gilmore 96/62; Quick 34/17.

Strikeouts - Pedroia; Buck; Larish; Curtis 2; Bocchi; Dhaenens; Mayberry, Jr; Hall; Lucy; Carter 2. Walks - Persichina; Buck; Bocchi; Dhaenens; Fuld 2; Lowrie 2; Hall.

Umpires - HP: Billy Speck 1B: Chuck Lyon 3B: Jim Garman
Start: 1:00 PM Time: 2:59 Attendance: 2874

#8 Arizona State at #2 Stanford May 30, 2004 at Stanford, Calif. (Sunken Diamond)												
Arizona State 15 (40-16,13-11 Pac-10)						Stanford 5 (44-12,16-8 Pac-10)						
Player	AB	R	H	BI		Player	AB	R	H	BI		
Dustin Pedroia ss.....	5	2	2	0		Sam Fuld cf.....	3	2	2	1		
Travis Buck rf.....	4	3	1	0		Jonny Ash 3b.....	4	1	1	0		
Josh Asanovich 3b/2b.....	6	2	3	0		Jed Lowrie 2b.....	2	1	1	0		
Jeff Larish lf.....	4	3	2	4		Danny Putnam lf.....	3	0	0	0		
Tuffy Gosewisch c.....	4	1	1	1		Jim Rapoport ph/lf.....	1	0	0	0		
Ryan McKenna cf.....	4	0	2	2		John Mayberry, Jr. 1b.....	3	0	0	0		
Nick Persichina 1b.....	5	0	2	1		Brian Hall rf.....	4	0	1	1		
Joel Bocchi ph/dh.....	2	1	2	1		Donny Lucy c.....	2	0	1	1		
Chris Carter dh.....	3	3	1	0		Matt Manship p.....	0	0	0	0		
Seth Dhaenens ph/3b.....	1	0	0	0		Ryan Seawall ph.....	1	0	1	0		
Ty Marotz p.....	0	0	0	0		John Hester dh/c.....	5	0	0	0		
Travis Webb p.....	0	0	0	0		Chris Minaker ss.....	0	0	0	0		
Quentin Andes p.....	0	0	0	0		Matt Leva p.....	0	0	0	0		
Ty Marotz p.....	0	0	0	0		Greg Reynolds p.....	0	0	0	0		
Pat Cassa p.....	0	0	0	0		Blake Holler p.....	0	0	0	0		
Zechry Zinicola p.....	0	0	0	0		Mark Jecmen p.....	0	0	0	0		
Totals.....	40	15	14	13		Pete Duda p.....	0	0	0	0		

Score by Innings												
	R	H	E									
Arizona State.....	322	004	400	-	15	14	0					
Stanford.....	400	100	000	-	5	8	4					

E - Fuld(3); Minaker(6); Reynolds 2(2). DP - Sun Devils 1. LOB - Sun Devils 6; Cardinal 15. 2B - Pedroia(24); Persichina(7); Cadena(3); Hall(13). HR - Asanovich(5); Larish(7); Fuld(4). HBP - Buck; Gosewisch; Cadena; Walsh; Fuld; Lucy. SH - McKenna(4). SF - Lucy(7).

Arizona State	IP	H	R	ER	BB	SO	WP	BK	HP	IBB	AB	BF	FO	GO	NP
Brett Bordes	0.1	4	4	4	1	0	0	0	0	0	5	6	1	0	28
Quentin Andes W,5-1.....	1.0	1	0	0	2	0	0	0	0	0	3	6	3	0	18
Josh Blake	0.2	0	0	0	1	0	0	0	0	0	2	3	2	0	11
Ty Marotz	1.1	1	1	1	1	1	1	0	0	0	4	5	2	0	20
Travis Webb.....	1.0	0	0	0	2	0	0	0	0	0	2	4	0	0	17
Pat Cassa	0.1	0	0	0	2	0	0	0	0	0	1	4	0	1	17
Zechry Zinicola S,7.....	4.2	2	0	0	2	4	0	0	1	0	16	19	4	6	82

WP - Marotz(3); Reynolds(3); Jecmen(3); Duda(1). HBP - by Leva (Buck); by Reynolds (Gosewisch); by Cassa (Lucy); by Jecmen (Cadena); by Duda (Walsh); by Zinicola (Fuld). Inherited runners/scored: Andes 2/1; Blake 3/0; Marotz 1/0; Webb 1/0; Zinicola 3/0. Reynolds 2/2; Holler 1/0. Pitches/strikes: Bordes, R. 28/15; Andes 18/8; Blake 11/4; Marotz 20/14; Webb 14/6; Cassa 17/4; Zinicola 82/46; Leva 38/21; Reynolds 20/12; Holler 30/22; Jecmen 33/19; Duda 30/16; Manship 22/15.

Umpires - HP: Chuck Lyon 1B: Jim Garman 3B: Billy Speck
Start: 1:13 PM Time: 3:46 Attendance: 2987

#6 Stanford at #1 Arizona State Mar 22, 2003 at Tempe, Ariz. (Packard Stadium)												
Stanford 6 (14-8,0-1 PAC-10)						Arizona State 7 (32-3,1-0 PAC-10)						
Player	AB	R	H	BI		Player	AB	R	H	BI		
Brian Hall lf.....	6	0	4	3		Dustin Pedroia ss.....	4	2	2	0		
Sam Fuld cf.....	6	0	1	0		Travis Buck rf/lf.....	4	1	3	2		
Carlos Quentin rf.....	6	0	1	0		Jeff Larish lb.....	4	1	1	0		
Ryan Garko c.....	5	0	0	0		Jeremy West dh.....	4	0	1	0		
John Mayberry, Jr. 1b.....	5	0	1	0		Andre Ethier cf/rf.....	4	0	0	1		
Donny Lucy dh.....	4	1	1	0		Dennis Wyrick 3b.....	0	0	3	3		
Jonny Ash ph.....	1	0	0	0		Steve Garabrants 2b.....	3	0	0	0		
Tobin Swope ss.....	4	2	1	0		Joel Bocchi c.....	4	1	0	3		
Chris Lewis 2b.....	3	2	1	1		Rod Allen lf.....	4	1	2	0		
Jed Lowrie 3b.....	5	0	2	1		Frank Mesa 2b.....	1	0	0	0		
John Hudgins p.....	0	0	0	0		Tuffy Gosewisch c.....	1	0	0	0		
Kodiak Quick p.....	0	0	0	0		Nick Walsh ph/2b.....	2	0	0	0		
Matt Manship p.....	0	0	0	0		Ryan Bosch cf.....	1	0	0	0		
David O'Hagan p.....	0	0	0	0		Erik Averill p.....	0	0	0	0		
						Beau Vaughan p.....	0	0	0	0		
						Ryan Kertler p.....	0	0	0	0		
						Ryan Schroyer p.....	0	0	0	0		
Totals.....	45	6	13	6		Totals.....	39	7	11	7		
Score by Innings												
					R	H	E					
Stanford.....	000	023	010	00	6	13	3					
Arizona State.....	000	003	200	00	6	11	7					

2005 Arizona State Baseball Roster

No.	Player	POS	B/T	HT	WT	YR/EXP	Hometown (High School/Last School)
2	J.J. Sferra	OF	L/L	5-11	150	Fr./HS	Phoenix, Ariz. (Mountain Pointe)
3	Jeff Landry	UTL	R/R	5-8	160	Fr./RS*	Walnut Creek, Calif. (Clayton Valley)
4	Travis Buck	OF/3B	L/R	6-2	205	Jr./2V	Richland, Wash. (Richland)
5	Joey Hooft	3B	R/R	5-10	175	Sr./TR	Reno, Nev. (Galena HS/Univ. of Miami)
6	Seth Dhaenens	UTL	L/R	6-1	180	So./1V*	Chandler, Ariz. (Mountain Pointe)
7	Vinny Biancamano	INF	R/R	6-0	180	Fr./HS	Glendale, Ariz. (Cactus)
9	Colin Curtis	OF	L/L	6-1	195	So./1V	Issaquah, Wash. (Issaquah)
11	Jeff Larish	1B/OF	L/R	6-2	210	Sr./3V	Tempe, Ariz. (McClintock)
12	Andrew Romine	SS	B/R	6-2	170	Fr./HS	Lake Forest, Calif. (Trabuco Hills)
13	Austin Stockfisch	C	B/R	6-1	165	Fr./HS	Scottsdale, Ariz. (Desert Mountain)
14	Rocky Laguna	OF	L/R	6-0	170	Fr./RS*	Yuma, Ariz. (Kofa)
15	Joe Persichina	2B	L/R	6-0	190	So./1V	Rolling Hills Estates, Calif. (Peninsula)
16	Greg Bordes	UTL	R/R	5-9	150	Fr./HS	Mesa, Ariz. (Dobson)
17	Seth Garrison	RHP	B/R	6-3	185	Fr./HS	Coppell, Texas (Coppell)
18	Willy Fox	1B	R/R	5-11	190	Fr./HS	Scottsdale, Ariz. (Desert Mountain)
19	Joel Bocchi^	C	R/R	5-11	200	Sr./3V	Phoenix, Ariz. (Desert Vista)
21	Quentin Andes	RHP	R/R	6-2	200	So./1V	Albuquerque, NM (Cibola)
25	Eric Williams	OF	B/L	5-10	170	Fr./RS*	Carmel, NY (Trinity-Pawling)
28	Eric Sogard	3B	L/R	5-9	170	Fr./HS	Phoenix, Ariz. (Thunderbird)
30	Drew Bowman	LHP	B/L	6-3	180	Fr./HS	Morrison, Colo. (Dakota Ridge)
31	Kevin Dryanski	RHP	R/R	6-1	225	Jr./TR	Phoenix, Ariz. (Mountain Pointe/Hutchinson CC)
34	Jason Urquidez	RHP	R/R	6-2	170	Sr./1V	Simi Valley, Calif. (Royal/Central Arizona)
36	DJ Butler	OF	L/R	6-0	195	Fr./HS	Benicia, Calif. (Benicia)
37	Zechry Zinicola	RHP/DH	R/R	6-1	225	So./1V	San Bernadino, Calif. (Arlington)
39	Tuffy Gosewisch	C	R/R	6-0	185	Sr./3V	Scottsdale, Ariz. (Horizon)
40	Pat Bresnehan	RHP	R/R	6-1	200	So./1V	Sherborn, Mass. (Dover Sherborn)
41	Josh Satow	LHP	L/L	5-9	160	Fr./HS	Scottsdale, Ariz. (Desert Mountain)
45	Erik Averill	LHP	L/L	6-2	195	Jr./2V	Orange, Calif. (Villa Park)
47	Ty Marotz	RHP	R/R	6-2	200	Sr./1V*	Crystal Lake, Ill. (Crystal Lake Central/Mesa CC)
49	Brett Bordes	LHP	L/L	5-10	165	Jr./2V	Mesa, Ariz. (Dobson)
50	Tony Barnette	RHP	R/R	6-2	175	Jr./TR	Federal Way, Wash. (Thomas Jefferson/CAC)

* - Has utilized redshirt year

^ - Scheduled to redshirt in 2005

Head Coach: 42 - Pat Murphy (11th year)

Assistant Coaches:

62 - Jay J. Sferra (10th year) - Outfielders/Recruiting/Team Offense

10 - Tim Esmay (1st year/5th year overall at ASU) - Infielders/Team Defense

35 - Jack Krawczyk (1st year) - Pitching/Camp Director/Summer Placement

Director of Baseball Operations: Graham Rossini (6th year)

Operations, Video and Equipment Assistant: Steve Kirkman (7th year)

Manager: Jeff Mousser (1st year)

Manager: Carlos Arguello (2nd year)

Office Assistant: Sammie Nakama (3rd year)

Sports Medicine/Rehabilitation: Kenny McCarty (8th year)

Media Relations: Jeff Evans (5th year)



Sun Devil Baseball 2005

2005 Arizona State Baseball Game-by-Game Results

(22-15 Overall, 3-3 Pac-10, 12-4 Packard Stadium, 10-11 Away, 6-11 Ranked Opponents)

Date	Opponent	W-L	Score	Att.	ASU Pitcher	ASU R-H-E-LOB	Record	Notes
1/28	Long Beach State (#14)	L	3-7	4,783	Averill (0-1)	3-11-3-9	0-1	Curtis 3x4, 3B, 2 RBI. ASU loses season opener.
1/29	Long Beach State (#14)	W	8-6	2,926	Zinicola (1-0)	8-11-0-8	1-1	Sferra 2x4, 2 RBI, GW 1B. Hooft 3x4, 2 R, RBI.
1/30	Long Beach State (#14)	L	1-11	2,823	Bordes (0-1)	1-9-1-8	1-2	Zinicola/Gosewisch 2x4 as ASU loses series to LBSU
2/4	New Mexico State\$	W	12-0	2,163	Averill (1-1)	12-15-0-10	2-2	Averill, CG shutout, 14 K's. Larish 4x4, 4 RBI.
2/5	Gonzaga\$	W	10-8	2,073	Urquidez (1-0)	10-14-4-8	3-2	Sferra/Biancamano/Romine 8-for-11, 5 RBI.
2/6	Oregon State\$	L	6-12	2,099	Bordes (0-2)	6-8-5-6	3-3	ASU commits 5 errors. Gosewisch 2-R HR.
2/7	New Mexico State\$	W	11-10	2,547	Zinicola (2-0)	11-15-2-8	4-3	Curtis RBI single in ninth caps 3-run ninth.
2/12	South Alabama#	W	7-2	1,003	Averill (2-1)	7-10-2-6	5-3	Averill CG, 5 H, 8 K. Larish 2x4, 2 RBI, HR.
2/12	Oklahoma#	W	7-5	678	Barnette (1-0)	7-12-1-6	6-3	Larish 2x4, 4 RBI, HR. Barnette 0 R, 3.2 IP.
2/13	Gonzaga#	L	0-2	456	Zinicola (2-1)	0-4-3-6	6-4	ASU limited to four hits. Persichina 2x3.
2/15	at Arizona (#9)	L	6-7 (14)	1,310	Marotz (0-1)	6-11-3-12	6-5	Arizona hits walk-off 2-R HR in 14th.
2/18	at Tulane (#1)	L	2-8	3,784	Urquidez (1-1)	2-6-2-8	6-6	Curtis 2-for-3. Tulane scores three in 1st inning.
2/19	at Tulane (#1)	L	2-7	7,435	Averill (2-2)	2-10-1-8	6-7	Gosewisch 3-for-4, 2 RBI. Tulane scores 5 in 6th.
2/20	at Tulane (#1)	L	3-9	3,085	Bresnehan (0-1)	3-8-1-6	6-8	Fox 1-for-3, HR, 2 RBI in first career start.
2/23	at Arizona (#7)	L	5-11	1,714	Barnette (1-1)	5-9-2-10	6-9	Larish 2-for-3, 2 HR. Arizona scored 9 2-out runs.
2/25	Baylor (#8)	W	5-3	2,627	Urquidez (2-1)	5-5-2-5	7-9	Buck 2-for-4, Grand Slam HR in 7th inning.
2/26	Baylor (#8)	W	12-4	2,603	Bordes (1-2)	12-16-1-7	8-9	Buck 4-for-5. Fox 2-for-4, HR, 4 RBI.
2/27	Baylor (#8)	L	7-8 (10)	2,799	Urquidez (2-2)	7-9-5-6	8-10	Buck 2-for-5. ASU commits 5 errors for 4 UER.
3/4	vs. North Carolina& (#4)	W	4-3 (11)	4,410	Urquidez (3-2)	4-8-1-14	9-10	Urquidez 5.1 IP, 0 H, 0 R, 9 K's to earn victory.
3/5	at East Carolina&	W	10-3	5,023	Averill (3-2)	10-5-1-2	10-10	Gosewisch 2-for-4, 4 RBI. Larish 3-R HR.
3/6	vs. Ohio State%	W	3-0	3,368	Bresnehan (1-1)	3-8-3-8	11-10	Bresnehan/Bordes combine for 6-hit shutout.
3/11	at LSU (#5)	L	5-6	7,298	Zinicola (2-2)	5-9-0-6	11-11	Laguna 2-for-4, 2 RBI. Bullpen 4.1 IP, 0 R.
3/12	vs. Western Illinois^	W	19-1	375	Averill (4-2)	19-23-1-9	12-11	Buck 4x6, 2 3B. Larish 3x6, 2 HR, 5 RBI.
3/13	vs. Western Illinois^	W	30-13	175	Satow (1-0)	30-25-2-13	13-11	ASU sets school record with 35 hits.
3/13	at LSU (#5)	L	3-20	7,422	Bresnehan (1-2)	3-6-3-5	13-12	Gosewisch 1-for-4, 2 RBI, HR.
3/18	Oklahoma	W	5-4	3,516	Urquidez (4-2)	5-10-1-9	14-12	Larish 2x3, 2 BB, walk-off HR in 9th inning.
3/19	Oklahoma	W	5-1	2,915	Averill (5-2)	5-6-2-7	15-12	Averill CG victory with 7 K and 1 UER.
3/20	Oklahoma	W	6-5	3,375	Barnette (2-1)	6-9-0-10	16-12	Buck 3x4, 3 R, RBI. Hooft 3-run double.
3/24	at USC* (#21)	L	8-9	318	Bordes (1-3)	8-11-1-7	16-13	Buck 3x5, 2 2B. Pitchers walk nine in loss.
3/25	at USC* (#21)	W	17-1	738	Bresnehan (2-2)	17-22-4-14	17-13	Bresnehan CG, 4 H, 0 ER. Gosewisch 5x6, 4 RBI.
3/26	at USC* (#21)	W	2-1 (10)	852	Bordes (2-3)	2-5-0-9	18-13	Larish 1-for-2, HR, 2 RBI, GW SF.
4/1	Wright State	W	13-1	2,163	Averill (6-2)	13-16-2-10	19-13	Averill 5 IP, 0 R, 5 K. Hooft 2x3, 3B, 2 RBI.
4/2	Wright State	W	11-3	2,273	Bresnehan (3-2)	11-13-0-12	20-13	Gosewisch 3x5, 4 RBI. Laguna 2x2, 3 R, RBI.
4/3	Wright State	W	14-1	2,077	Urquidez (5-2)	14-15-0-10	21-13	Laguna 3x4, 4 RBI, HR. Larish 2x5, 2B, HR.
4/9	at California (Gm-1)*	W	11-7	472	Bordes (3-3)	11-13-0-12	22-13	Buck 3x4, 2 RBI. Hooft GW solo home run.
4/9	at California (Gm-2)*	L	3-7	403	Bresnehan (3-3)	3-10-1-8	22-14	Curtis 3x4. Larish 2x3, 2 2B.
4/10	at California*	L	3-4	513	Urquidez (5-3)	3-8-0-5	22-15	Cal scores two in ninth off Urquidez to win.
4/15	Stanford*		6:30 p.m.					
4/16	Stanford*		6:30 p.m.					
4/17	Stanford*		1 p.m.					
4/22	UCLA*		6:30 p.m.					
4/23	UCLA*		6:30 p.m.					
4/24	UCLA*		1 p.m.					
4/29	at Oregon State*		5 p.m.					
4/30	at Oregon State*		1 p.m.					
5/1	at Oregon State*		1 p.m.					
5/4	Utah Valley State		6:30 p.m.					
5/14	Arizona*		6:30 p.m.					
5/15	Arizona*		1 p.m.					
5/16	Arizona*		6:30 p.m.					
5/20	at Washington*		6:30 p.m.					
5/21	at Washington*		1 p.m.					
5/22	at Washington*		1 p.m.					
5/27	Washington State*		6:30 p.m.					
5/28	Washington State*		6:30 p.m.					
5/29	Washington State*		1 p.m.					

* Pac-10 Game

\$ Bob Schaefer Memorial Tournament (Packard Stadium)

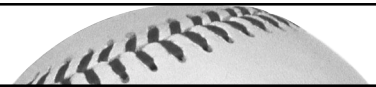
Coca-Cola Spring Training College Baseball Classic (Surprise, Ariz.)

& Keith LeClair Invitational at East Carolina

^ Games played in Baton Rouge, La.



Sun Devil Baseball 2005



Arizona State Sun Devil Baseball Overall Statistics

Record: 22-15 Home: 12-4 Away: 4-10 Neutral: 6-1 Pac-10: 3-3

Player	AVG	GP-GS	AB	R	H	2B	3B	HR	RBI	TB	SLG%	BB	HBP	SO	GDP	OB%	SF	SH	SB-ATT	PO	A	E	FLD%
6 Seth Dhaenens....	.362	26-12	58	14	21	3	0	2	16	30	.517	10	2	10	0	.465	1	1	3-3	28	44	4	.947
14 Rocky Laguna.....	.356	32-21	87	17	31	9	2	1	24	47	.540	13	5	21	1	.462	1	0	9-10	29	3	2	.941
4 Travis Buck.....	.354	37-37	164	43	58	14	3	2	26	84	.512	14	3	23	2	.412	1	2	9-14	48	31	5	.940
9 Colin Curtis.....	.338	37-37	148	29	50	7	1	1	26	62	.419	23	2	21	5	.426	3	1	10-12	50	0	2	.962
39 Tuffy Gosewisch...	.333	37-37	144	28	48	8	2	5	42	75	.521	14	7	18	0	.408	4	0	3-5	263	37	1	.997
11 Jeff Larish.....	.319	37-37	144	37	46	11	1	13	37	98	.681	29	2	33	2	.438	1	2	6-7	280	14	5	.983
5 Joey Hooft.....	.309	26-26	94	14	29	5	1	1	16	39	.415	7	2	11	1	.369	0	0	6-10	17	43	5	.923
2 J.J. Sferra.....	.295	32-28	105	22	31	3	1	0	10	36	.343	6	2	16	1	.342	1	5	4-10	48	0	2	.960
18 Willy Fox.....	.291	23-12	55	16	16	4	0	4	16	32	.582	6	5	16	1	.409	0	0	4-4	3	0	0	1.000
37 Zechry Zinicola..	.276	20-14	58	7	16	2	0	1	8	21	.362	4	1	10	1	.328	1	0	0-0	37	8	1	.978
12 Andrew Romine....	.266	34-34	109	21	29	4	2	0	15	37	.339	7	1	16	1	.314	1	3	6-7	62	80	11	.928
15 Joe Persichina...	.225	36-20	80	14	18	3	1	1	7	26	.325	11	2	14	2	.330	1	2	3-3	79	58	4	.972

13 Austin Stockfisch	.857	10-0	7	3	6	0	0	0	1	6	.857	0	0	0	0	.857	0	0	0-0	17	1	0	1.000
25 Eric Williams....	.500	7-0	2	1	1	0	0	0	1	1	.500	1	0	1	0	.667	0	0	0-0	1	0	0	1.000
7 Vinny Biancamano.	.216	22-10	37	7	8	2	0	0	3	10	.270	4	1	11	2	.310	0	0	0-1	10	16	6	.813
16 Greg Bordes.....	.200	12-2	5	1	1	1	0	0	0	2	.400	1	0	1	1	.333	0	0	0-1	5	9	2	.875
36 DJ Butler.....	.143	15-3	14	1	2	0	0	0	1	2	.143	2	1	7	0	.278	1	0	1-1	3	0	0	1.000
3 Jeff Landry.....	.143	15-3	14	2	2	0	0	0	0	2	.143	3	0	5	0	.294	0	0	1-1	4	12	3	.842
28 Eric Sogard.....	.133	13-2	15	2	2	0	0	0	1	2	.133	3	0	3	0	.278	0	0	0-0	4	6	2	.833
49 Brett Bordes.....	.000	2-0	0	0	0	0	0	0	0	0	.000	0	0	0	0	.000	0	0	0-0	4	13	0	1.000
Totals.....	.310	37-37	1340	279	415	76	14	31	250	612	.457	158	36	237	20	.393	16	16	65-89	999	422	60	.959
Opponents.....	.278	37-37	1316	210	366	72	9	32	193	552	.419	123	39	281	29	.356	6	25	25-46	980	447	54	.964

LOB - Team (309), Opp (300). DPs turned - Team (36), Opp (25). CI - Team (0), Opp (2). IBB - Team (12), Larish 10, Curtis 1, Gosewisch 1, Opp (9). Picked off - Buck 2, Hooft 1, Romine 1.

(All games Sorted by Earned run avg)

Player	ERA	W-L	APP	GS	CG	SHO/CBO	SV	IP	H	R	ER	BB	SO	2B	3B	HR	AB	B/Avg	WP	HBP	BK	SFA	SHA
45 Erik Averill.....	3.05	6-2	11	10	3	1/0	0	65.0	66	26	22	12	56	13	1	3	251	.263	3	6	0	0	6
49 Brett Bordes.....	3.96	3-3	18	2	0	0/1	1	38.2	39	22	17	11	22	7	0	5	147	.265	0	2	1	1	2
40 Pat Bresnehan....	4.22	3-3	14	8	1	0/1	0	49.0	50	26	23	20	46	5	2	5	194	.258	3	10	1	0	2
34 Jason Urquidez...	4.74	5-3	15	6	0	0/0	1	57.0	58	38	30	28	50	15	1	7	224	.259	4	4	1	2	4
37 Zechry Zinicola..	5.45	2-2	13	7	0	0/0	2	39.2	39	29	24	22	34	9	1	5	152	.257	5	9	0	0	4
50 Tony Barnette....	7.50	2-1	19	3	0	0/0	0	36.0	52	36	30	15	39	11	1	2	159	.327	0	4	0	1	2

21 Quentin Andes....	0.00	0-0	3	0	0	0/0	0	2.0	2	0	0	2	1	0	0	0	7	.286	0	1	0	0	0
31 Kevin Dryanski...	3.07	0-0	8	0	0	0/0	0	14.2	17	7	5	2	6	2	1	2	53	.321	2	2	0	0	4
47 Ty Marotz.....	4.20	0-1	7	1	0	0/0	0	15.0	18	8	7	2	13	2	1	2	58	.310	0	0	0	1	0
41 Josh Satow.....	7.71	1-0	2	0	0	0/0	0	7.0	11	9	6	4	1	1	0	1	31	.355	0	0	0	1	0
17 Seth Garrison....	9.00	0-0	8	0	0	0/0	1	9.0	14	9	9	5	13	7	1	0	40	.350	0	1	1	0	1
Totals.....	4.59	22-15	37	37	4	2/1	5	333.0	366	210	170	123	281	72	9	32	1316	.278	17	39	4	6	25
Opponents.....	6.50	15-22	37	37	0	1/1	7	326.2	415	279	236	158	237	76	14	31	1340	.310	23	36	14	16	16

PB - Team (0), Opp (4). Pickoffs - Team (6), Urquidez 2, Zinicola 2, Bresnehan 1, Gosewisch 1, Opp (4). SBA/ATT - Gosewisch (25-40), Bresnehan (9-13), Bordes, B. (4-8), Averill (2-6), Urquidez (2-5), Marotz (2-5), Zinicola (2-4), Dryanski (1-2), Barnette (2-2), Garrison (1-1).



Sun Devil Baseball 2005



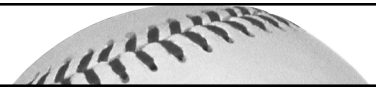
Arizona State Sun Devil Baseball Fielding Statistics

2005 Arizona State Sun Devil Baseball
Overall Statistics for Arizona State (as of Apr 13, 2005)
(All games Sorted by Fielding pct)

Player	C	PO	A	E	FLD%	Dps	SBA	CSB	SBA%	PB	CI
13 Austin Stockfisch	18	17	1	0	1.000	0	0	0	---	0	0
49 Brett Bordes.....	17	4	13	0	1.000	1	4	4	.500	0	0
31 Kevin Dryanski...	4	0	4	0	1.000	0	1	1	.500	0	0
36 DJ Butler.....	3	3	0	0	1.000	0	0	0	---	0	0
18 Willy Fox.....	3	3	0	0	1.000	0	0	0	---	0	0
17 Seth Garrison....	2	0	2	0	1.000	0	1	0	1.000	0	0
25 Eric Williams....	1	1	0	0	1.000	0	0	0	---	0	0
47 Ty Marotz.....	1	0	1	0	1.000	1	2	3	.400	0	0
41 Josh Satow.....	1	0	1	0	1.000	0	0	0	---	0	0
39 Tuffy Gosewisch..	301	263	37	1	.997	3	25	15	.625	0	0
11 Jeff Larish.....	299	280	14	5	.983	24	0	0	---	0	0
37 Zechry Zinicola..	46	37	8	1	.978	3	2	2	.500	0	0
15 Joe Persichina...	141	79	58	4	.972	16	0	0	---	0	0
9 Colin Curtis.....	52	50	0	2	.962	0	0	0	---	0	0
2 J.J. Sferra.....	50	48	0	2	.960	0	0	0	---	0	0
6 Seth Dhaenens....	76	28	44	4	.947	11	0	0	---	0	0
34 Jason Urquidez...	18	2	15	1	.944	1	2	3	.400	0	0
14 Rocky Laguna.....	34	29	3	2	.941	1	0	0	---	0	0
4 Travis Buck.....	84	48	31	5	.940	5	0	0	---	0	0
12 Andrew Romine....	153	62	80	11	.928	18	0	0	---	0	0
5 Joey Hooft.....	65	17	43	5	.923	3	0	0	---	0	0
40 Pat Bresnehan....	10	2	7	1	.900	0	9	4	.692	0	0
16 Greg Bordes.....	16	5	9	2	.875	2	0	0	---	0	0
45 Erik Averill.....	16	2	12	2	.875	1	2	4	.333	0	0
50 Tony Barnette....	7	1	5	1	.857	0	2	0	1.000	0	0
3 Jeff Landry.....	19	4	12	3	.842	1	0	0	---	0	0
28 Eric Sogard.....	12	4	6	2	.833	0	0	0	---	0	0
7 Vinny Biancamano.	32	10	16	6	.813	7	0	0	---	0	0
21 Quentin Andes....	0	0	0	0	.000	0	0	0	---	0	0
Totals.....	1481	999	422	60	.959	36	25	21	.543	0	0
Opponents.....	1481	980	447	54	.964	25	65	24	.730	4	2



Sun Devil Baseball 2005



Arizona State Sun Devil Baseball Pac-10 Statistics

Record: 3-3 Home: 0-0 Away: 3-3 Pac-10: 3-3

Player	AVG	GP-GS	AB	R	H	2B	3B	HR	RBI	TB	SLG%	BB	HBP	SO	GDP	OB%	SF	SH	SB-ATT	PO	A	E	FLD%
13 Austin Stockfisch	1.000	1-0	1	0	1	0	0	0	0	1	1.000	0	0	0	0	1.000	0	0	0-0	1	0	0	1.000
7 Vinny Biancamano	.500	1-0	2	0	1	0	0	0	0	1	.500	0	0	0	0	.500	0	0	0-0	0	0	0	.000
6 Seth Dhaenens....	.429	6-6	21	4	9	3	0	0	5	12	.571	4	0	5	0	.500	1	1	0-0	12	18	0	1.000
2 J.J. Sferra.....	.375	5-5	16	4	6	0	0	0	3	6	.375	2	2	2	0	.500	0	2	0-1	8	0	0	1.000
39 Tuffy Gosewisch..	.370	6-6	27	7	10	2	1	0	9	14	.519	3	0	2	0	.433	0	0	0-0	31	1	1	.970
14 Rocky Laguna.....	.346	6-6	26	4	9	4	0	0	4	13	.500	3	2	8	0	.452	0	0	0-1	12	0	2	.857
4 Travis Buck.....	.333	6-6	27	7	9	4	0	0	4	13	.481	2	0	5	0	.379	0	2	1-1	2	10	1	.923
9 Colin Curtis.....	.321	6-6	28	5	9	1	0	1	4	13	.464	1	0	7	2	.345	0	1	1-1	13	0	0	1.000
11 Jeff Larish.....	.318	6-6	22	5	7	2	0	2	5	15	.682	6	1	5	0	.467	1	1	1-2	53	2	0	1.000
12 Andrew Romine....	.250	3-3	12	2	3	0	0	0	0	3	.250	0	0	4	0	.250	0	0	0-0	5	7	1	.923
15 Joe Persichina...	.167	5-4	12	2	2	1	0	0	1	3	.250	2	1	0	1	.313	1	0	0-0	14	13	1	.964
5 Joey Hooft.....	.130	6-6	23	3	3	0	0	1	2	6	.261	1	1	3	0	.200	0	0	0-0	5	7	0	1.000
18 Willy Fox.....	.000	1-0	2	1	0	0	0	0	0	0	.000	0	1	1	0	.333	0	0	0-0	0	0	0	.000
28 Eric Sogard.....	.000	1-0	1	0	0	0	0	0	0	0	.000	0	0	0	0	.000	0	0	0-0	0	0	0	.000
36 DJ Butler.....	.000	1-0	1	0	0	0	0	0	0	0	.000	0	0	1	0	.000	0	0	0-0	0	0	0	.000

3 Jeff Landry.....	.000	1-0	0	0	0	0	0	0	0	0	.000	0	0	0	0	.000	0	0	0-0	0	0	0	.000
Totals.....	.312	6-6	221	44	69	17	1	4	37	100	.452	24	8	43	3	.395	3	7	3-6	157	68	6	.974
Opponents.....	.289	6-6	201	29	58	8	1	6	26	86	.428	25	10	30	7	.394	0	6	5-7	165	67	8	.967

LOB - Team (55), Opp (56). DPs turned - Team (7), Opp (4). CI - Team (0), Opp (1). IBB - Team (3), Larish 3, Opp (2). Picked off - Buck 1.

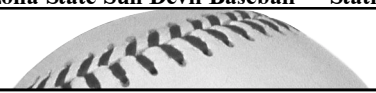
(Pac-10 games only Sorted by Earned run avg)

Player	ERA	W-L	APP	GS	CG	SHO/CBO	SV	IP	H	R	ER	BB	SO	2B	3B	HR	AB	B/Av	WP	HBP	BK	SFA	SHA
47 Ty Marotz.....	0.00	0-0	1	0	0	0/0	0	2.2	1	0	0	1	3	0	0	0	9	.111	0	0	0	0	0
17 Seth Garrison....	0.00	0-0	2	0	0	0/0	0	0.0	3	0	0	0	0	0	0	0	3	1.000	0	0	0	0	0
34 Jason Urquidez...	2.53	0-1	2	1	0	0/0	0	10.2	9	3	3	6	4	1	0	1	39	.231	0	2	0	0	1
40 Pat Bresnehan....	3.07	1-1	2	2	1	0/0	0	14.2	14	7	5	5	9	0	0	1	57	.246	2	2	0	0	0
31 Kevin Dryanski...	3.86	0-0	1	0	0	0/0	0	2.1	3	1	1	0	0	0	0	1	8	.375	0	0	0	0	1
37 Zechry Zinicola..	5.40	0-0	3	2	0	0/0	1	6.2	8	4	4	5	5	3	0	1	24	.333	0	3	0	0	2
45 Erik Averill.....	7.04	0-0	2	1	0	0/0	0	7.2	8	6	6	2	4	1	1	1	28	.286	0	1	0	0	2
49 Brett Bordes.....	8.31	2-1	4	0	0	0/0	0	4.1	6	4	4	3	0	2	0	1	17	.353	0	2	0	0	0
50 Tony Barnette....	10.80	0-0	2	0	0	0/0	0	3.1	6	4	4	3	5	1	0	0	16	.375	0	0	0	0	0
Totals.....	4.64	3-3	6	6	1	0/0	1	52.1	58	29	27	25	30	8	1	6	201	.289	2	10	0	0	6
Opponents.....	6.22	3-3	6	6	0	0/0	1	55.0	69	44	38	24	43	17	1	4	221	.312	6	8	0	3	7

Pickoffs - Team (2), Zinicola 2, Opp (1). SBA/ATT - Gosewisch (5-6), Bresnehan (2-3), Bordes, B. (0-1), Averill (1-1), Marotz (1-1), Zinicola (1-1).



Sun Devil Baseball 2005



Arizona State Sun Devil Baseball Statistics Summary

Inning-by-inning	1	2	3	4	5	6	7	8	9	EX	Total
-----	--	--	--	--	--	--	--	--	--	--	-----
Arizona State	30	45	25	38	39	23	28	27	19	5	279
Opponents	21	13	23	33	34	22	13	21	25	5	210

Win-Loss Record When

Overall.....	22-15	After 6 leading.....	17-3
Conference.....	3-3 trailing.....	1-12
Non-Conference.....	19-12 tied.....	4-0
Home games.....	12-4	After 7 leading.....	19-2
Away games.....	4-10 trailing.....	0-12
Neutral site.....	6-1 tied.....	3-1
Day games.....	11-11	After 8 leading.....	19-2
Night games.....	11-4 trailing.....	0-12
vs Left starter.....	8-9 tied.....	3-1
vs Right starter....	14-6		
1-Run games.....	5-5	Hit 0 home runs.....	8-10
2-Run games.....	4-1	... 1 home run.....	8-4
5+Run games.....	10-7	... 2+ home runs....	6-1
Extra innings.....	2-2		
Shutouts.....	2-1	Opponent 0 home runs	14-4
	 1 home run.	5-6
	 2+ HRs.....	3-5
Scoring 0-2 runs....	1-4		
..... 3-5 runs....	5-7	Made 0 errors.....	7-2
..... 6-9 runs....	4-4 1 error.....	6-5
..... 10+ runs....	12-0 2+ errors.....	9-8
Opponent 0-2 runs... 9-1			
..... 3-5 runs... 8-1		Opp. made 0 errors..	2-8
..... 6-9 runs... 3-9	 1 error...	5-6
..... 10+ runs... 2-4	 2+ errors.	15-1
Scored in 1st inning 10-3		Out-hit opponent....	17-2
Opp. scored in 1st.. 5-7		Out-hit by opponent.	4-13
Scores first..... 19-6		Hits are tied.....	1-0
Opp. scores first... 3-9			

Record when team scores:

Runs	0	1	2	3	4	5	6	7	8	9	10+
W-L	0-1	0-1	1-2	1-5	1-0	3-2	1-2	2-1	1-1	0-0	12-0

Record when opponent scores:

Runs	0	1	2	3	4	5	6	7	8	9	10+
W-L	2-0	6-0	1-1	4-0	2-1	2-0	1-1	1-4	1-2	0-2	2-4

Record when leading after:

Inn.	1	2	3	4	5	6	7	8
W-L	10-1	18-4	16-4	18-3	18-2	17-3	19-2	19-2

Record when trailing after:

Inn.	1	2	3	4	5	6	7	8
W-L	1-6	1-5	1-8	2-9	1-11	1-12	0-12	0-12

Record when tied after:

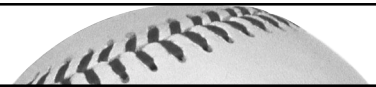
Inn.	1	2	3	4	5	6	7	8
W-L	11-8	3-6	5-3	2-3	3-2	4-0	3-1	3-1

Current losing streak : 2
 Longest winning streak : 6
 Longest losing streak : 6

Home attendance : 43762 (16 dates avg = 2735)
 Away attendance : 50832 (21 dates avg = 2420)
 Total attendance: 94594 (37 dates avg = 2556)



Sun Devil Baseball 2005



Arizona State Game-by-Game – Hitting

Date	Opponent	AB	R	H	RBI	2B	3B	HR	BB	IBB	SB	CS	HBP	SAC	SF	GDP	K	PO	A	E	Avg
Jan 28, 2005	Long Beach State	36	3	11	3	1	1	0	3	0	0	1	0	0	0	1	10	27	6	3	.306
Jan 29, 2005	Long Beach State	33	8	11	6	2	1	0	5	0	2	1	0	1	1	0	4	27	7	0	.319
Jan 30, 2005	Long Beach State	35	1	9	1	3	0	0	1	0	0	0	0	0	0	0	7	27	12	1	.298
Feb 04, 2005	New Mexico State	39	12	15	10	3	1	0	6	0	4	0	0	0	1	0	8	27	10	0	.322
Feb 05, 2005	Gonzaga	37	10	14	10	4	0	0	3	0	3	0	1	0	1	0	4	27	11	4	.333
Feb 06, 2005	Oregon State	35	6	8	6	3	0	1	1	0	2	0	2	1	0	0	9	27	17	5	.316
Feb 07, 2005	New Mexico State	39	11	15	9	6	1	0	6	0	6	0	0	0	1	2	10	27	13	2	.327
Feb 12, 2005	vs South Alabama	31	7	10	7	1	0	1	3	0	3	2	3	0	0	0	3	27	12	2	.326
Feb 12, 2005	vs Oklahoma	34	7	12	7	2	0	1	3	0	0	1	0	0	0	2	5	27	13	1	.329
Feb 13, 2005	vs Gonzaga	30	0	4	0	0	0	0	3	0	0	1	0	0	0	0	5	27	14	2	.312
Feb 15, 2005	at Arizona	48	6	11	6	2	0	0	7	1	3	2	3	1	1	1	9	41	12	3	.302
Feb 18, 2005	at Tulane	34	2	6	2	0	0	0	3	0	0	0	0	0	0	0	11	24	7	2	.292
Feb 19, 2005	at Tulane	34	2	10	2	1	0	0	2	0	1	0	0	1	0	0	3	24	14	1	.292
Feb 20, 2005	at Tulane	34	3	8	3	3	0	1	1	0	2	1	1	0	0	0	4	24	8	1	.289
Feb 23, 2005	at Arizona	35	5	9	5	0	1	2	6	0	1	0	1	0	0	1	10	24	9	3	.287
Feb 25, 2005	Baylor	29	5	5	5	0	0	1	2	0	0	0	1	1	1	1	4	27	12	2	.281
Feb 26, 2005	Baylor	33	12	16	11	2	0	1	7	1	1	3	0	1	2	1	2	27	7	1	.292
Feb 27, 2005	Baylor	37	7	9	7	0	1	1	4	0	2	1	0	2	0	0	11	30	18	5	.289
Mar 04, 2005	vs North Carolina	40	4	8	2	2	0	0	7	1	5	1	3	0	0	1	15	33	14	1	.284
Mar 05, 2005	at East Carolina	32	10	5	7	0	0	2	7	0	1	1	0	0	0	0	8	27	9	1	.278
Mar 06, 2005	vs Ohio State	28	3	8	3	2	0	0	6	0	4	1	0	1	0	1	6	27	16	3	.278
Mar 11, 2005	at LSU	34	5	9	5	1	0	0	1	0	0	1	2	0	1	0	6	24	10	0	.278
Mar 12, 2005	vs Western Illinois	49	19	23	15	6	3	3	2	0	2	0	1	0	0	2	3	27	11	1	.289
Mar 13, 2005	vs Western Illinois	61	30	35	29	7	0	5	6	0	3	0	2	0	1	3	4	27	10	2	.309
Mar 13, 2005	at LSU	33	3	6	3	0	0	1	2	0	1	0	0	0	0	0	2	24	7	3	.304
Mar 18, 2005	Oklahoma	34	5	10	5	2	1	1	3	2	1	1	1	0	1	0	6	27	14	1	.304
Mar 19, 2005	Oklahoma	29	5	6	3	1	1	0	4	1	3	0	2	0	1	0	4	27	17	2	.301
Mar 20, 2005	Oklahoma	33	6	9	5	2	0	2	6	3	1	0	1	0	0	0	6	27	16	0	.300
Mar 24, 2005	at *USC	36	8	11	6	5	0	0	5	2	1	1	1	0	0	1	11	24	9	1	.300
Mar 25, 2005	at *USC	48	17	22	14	4	1	2	4	0	0	0	3	1	1	0	8	27	12	4	.307
Mar 26, 2005	at *USC	34	2	5	2	0	0	1	4	1	1	1	2	0	1	1	7	30	12	0	.302
Apr 01, 2005	Wright State	38	13	16	13	0	1	1	8	0	6	1	1	0	0	1	3	27	11	2	.306
Apr 02, 2005	Wright State	35	11	13	9	2	0	0	11	0	4	2	1	0	0	0	9	27	10	0	.308
Apr 03, 2005	Wright State	40	14	15	14	1	1	3	5	0	1	0	2	0	1	0	3	27	7	0	.310
Apr 09, 2005	at *California	35	11	13	9	3	0	1	8	0	1	0	2	4	1	0	5	27	15	0	.312
Apr 09, 2005	at *California	35	3	10	3	3	0	0	2	0	0	0	0	1	0	1	6	24	10	1	.311
Apr 10, 2005	at *California	33	3	8	3	2	0	0	1	0	0	1	0	1	0	0	6	25	10	0	.310
Totals		1340	279	415	250	76	14	31	158	12	65	24	36	16	16	20	237	999	422	60	.310



Sun Devil Baseball 2005

Arizona State Game-by-Game -- Pitching

Date	Opponent	IP	H	R	ER	BB	SO	2B	3B	HR	WP	BK	HBP	DP	IBB	Score	W-L	SV	ERA
Jan 28, 2005	Long Beach State	9.0	10	7	3	3	11	3	0	0	3	0	5	0	2	3-7	0-1	0	3.00
Jan 29, 2005	Long Beach State	9.0	13	6	6	1	9	4	1	0	1	0	0	0	0	8-6	1-1	0	4.50
Jan 30, 2005	Long Beach State	9.0	16	11	8	3	11	4	0	1	1	0	3	1	0	1-11	1-2	0	5.67
Feb 04, 2005	New Mexico State	9.0	7	0	0	0	14	1	0	0	0	0	0	1	0	12-0	2-2	0	4.25
Feb 05, 2005	Gonzaga	9.0	11	8	7	2	4	4	0	1	0	1	1	0	0	10-8	3-2	1	4.80
Feb 06, 2005	Oregon State	9.0	15	12	10	3	10	5	1	1	0	0	1	0	0	6-12	3-3	1	5.67
Feb 07, 2005	New Mexico State	9.0	9	10	7	4	6	2	1	2	2	0	2	1	0	11-10	4-3	1	5.86
Feb 12, 2005	vs South Alabama	9.0	5	2	1	1	8	1	0	0	0	0	0	0	0	7-2	5-3	1	5.25
Feb 12, 2005	vs Oklahoma	9.0	11	5	4	2	8	1	0	0	1	1	0	1	0	7-5	6-3	1	5.11
Feb 13, 2005	vs Gonzaga	9.0	7	2	1	1	7	0	0	0	0	0	0	1	0	0-2	6-4	1	4.70
Feb 15, 2005	at Arizona	13.2	12	7	6	5	13	0	1	2	0	1	0	1	0	6-7	6-5	1	4.60
Feb 18, 2005	at Tulane	8.0	10	8	7	7	9	2	1	1	2	0	0	1	1	2-8	6-6	1	4.84
Feb 19, 2005	at Tulane	8.0	13	7	7	3	4	2	0	0	1	0	2	1	1	2-7	6-7	1	5.04
Feb 20, 2005	at Tulane	8.0	10	9	9	4	3	3	0	2	0	0	2	3	0	3-9	6-8	1	5.36
Feb 23, 2005	at Arizona	8.0	16	11	9	1	4	4	1	3	0	0	1	1	1	5-11	6-9	1	5.64
Feb 25, 2005	Baylor	9.0	10	3	2	2	10	3	0	0	0	0	0	1	1	5-3	7-9	1	5.41
Feb 26, 2005	Baylor	9.0	8	4	2	2	6	3	0	1	0	1	1	1	0	12-4	8-9	1	5.21
Feb 27, 2005	Baylor	10.0	10	8	4	5	7	4	0	1	1	0	1	0	1	7-8	8-10	1	5.11
Mar 04, 2005	vs North Carolina	11.0	3	3	3	7	14	0	0	2	0	0	1	1	0	4-3	9-10	1	4.95
Mar 05, 2005	at East Carolina	9.0	7	3	2	5	4	2	0	1	0	0	0	2	0	10-3	10-10	1	4.80
Mar 06, 2005	vs Ohio State	9.0	6	0	0	3	8	1	0	0	0	0	1	0	0	3-0	11-10	2	4.58
Mar 11, 2005	at LSU	8.0	10	6	6	5	4	2	0	1	0	0	0	1	0	5-6	11-11	2	4.66
Mar 12, 2005	vs Western Illinois	9.0	8	1	1	3	9	2	0	0	0	0	0	2	0	19-1	12-11	3	4.51
Mar 13, 2005	vs Western Illinois	9.0	18	13	10	4	4	2	0	1	0	0	0	2	0	30-13	13-11	3	4.73
Mar 13, 2005	at LSU	8.0	20	20	15	7	10	3	2	6	0	0	1	2	0	3-20	13-12	3	5.16
Mar 18, 2005	at Oklahoma	9.0	6	4	4	4	10	1	0	0	2	0	3	1	0	5-4	14-12	3	5.12
Mar 19, 2005	Oklahoma	9.0	5	1	0	2	7	0	0	0	0	0	0	0	0	5-1	15-12	3	4.93
Mar 20, 2005	Oklahoma	9.0	9	5	5	5	8	1	0	0	0	0	2	1	0	6-5	16-12	4	4.93
Mar 24, 2005	at *USC	8.0	10	9	9	9	6	0	1	0	0	0	3	1	0	8-9	16-13	4	5.09
Mar 25, 2005	at *USC	9.0	4	1	0	2	5	0	0	0	1	0	1	1	0	17-1	17-13	4	4.92
Mar 26, 2005	at *USC	10.0	8	1	1	3	2	2	0	1	0	0	1	1	1	2-1	18-13	5	4.78
Apr 01, 2005	Wright State	9.0	11	1	0	1	6	1	0	0	0	0	2	3	0	13-1	19-13	5	4.63
Apr 02, 2005	Wright State	9.0	7	3	3	1	12	2	0	0	0	0	0	0	0	11-3	20-13	5	4.58
Apr 03, 2005	Wright State	9.0	5	1	1	2	11	1	0	0	1	0	0	0	0	14-1	21-13	5	4.48
Apr 09, 2005	at *California	9.0	12	7	7	4	6	5	0	2	0	0	3	1	0	11-7	22-13	5	4.55
Apr 09, 2005	at *California	8.0	15	7	6	3	4	0	0	2	1	0	1	2	0	3-7	22-14	5	4.60
Apr 10, 2005	at *California	8.1	9	4	4	4	7	1	0	1	0	0	1	1	1	3-4	22-15	5	4.59
Totals		333.0	366	210	170	123	281	72	9	32	17	4	39	36	9	279-210	22-15	5	4.59

* = Pac-10 game



Sun Devil Baseball 2005

Home Runs and Misc. Hitting Breakdown:

Player	Multi-Hit Games					Multi RBI	HR Total	Home Run Breakdown						Last Home Run
	Total	2	3	4	5+			H	A	Solo	2	3	GS	
Vinny Biancamano	1	0	1	0	0	1	0	0	0	0	0	0	0	None
Travis Buck	18 (62)	12	3	2	1	5 (29)	2 (15)	2	0	1	0	0	1	3/20/05 vs. Oklahoma
DJ Butler	0	0	0	0	0	0	0	0	0	0	0	0	0	None
Colin Curtis	16 (31)	10	4	1	0	8 (17)	1 (6)	0	1	0	1	0	0	3/25/05 at USC
Seth Dhaenens	6 (12)	3	3	0	0	2 (3)	2 (2)	1	1	0	2	0	0	4/1/05 vs. Wright State
Willy Fox	3	1	1	1	0	5	4	2	2	0	3	1	0	3/13/05 vs. Western Illinois
Tuffy Gosewisch	14 (50)	8	4	0	1	13 (38)	5 (9)	2	3	2	3	0	0	3/20/05 vs. Oklahoma
Joey Hooft	9	8	1	0	0	5	1 (6)	0	1	1	0	0	0	4/9/05 at California (Gm 1)
Rocky Laguna	10	6	4	0	0	6	1	1	0	0	0	1	0	4/3/05 vs. Wright State
Jeff Landry	0	0	0	0	0	0	0	0	0	0	0	0	0	None
Jeff Larish	14 (75)	11	1	2	0	10 (54)	13 (41)	2	11	6	3	4	0	4/3/05 vs. Wright State
Joe Persichina	4 (17)	4	0	0	0	0 (4)	1 (2)	1	0	1	0	0	0	4/3/05 vs. Wright State
Andrew Romine	5	3	1	0	1	3	0	0	0	0	0	0	0	None
J.J. Sferra	10	10	0	0	0	2	0	0	0	0	0	0	0	None
Austin Stockfisch	2	2	0	0	0	0	0	0	0	0	0	0	0	None
Eric Williams	0	0	0	0	0	0	0	0	0	0	0	0	0	None
Zechry Zinicola	3 (10)	3	0	0	0	3 (9)	1 (4)	0	1	0	1	0	0	3/12/05 vs. Western Illinois
Team Totals	115	83	23	6	3	64	31	11	20	11	13	6	1	Hooft (4/9 at California)

(career in parenthesis)

Lineup Card - Record Breakdown:

- 1 - Curtis (6-3), Hooft (2-2), Buck (0-4), Sferra (4-3), Laguna (10-2), Landry (0-1)
- 2 - Hooft (5-6), Buck (17-7), Gosewisch (0-1), Curtis (0-1)
- 3 - Buck (5-4), Gosewisch (8-3), Larish (2-2), Hooft (0-1), Curtis (7-5)
- 4 - Larish (16-9), Zinicola (1-1), Curtis (1-1), Gosewisch (3-4), Fox (0-1)
- 5 - Gosewisch (9-5), Curtis (8-5), Zinicola (1-1), Larish (3-1), Persichina (0-2), Fox (1-1)
- 6 - Biancamano (0-2), Persichina (2-2), Gosewisch (2-1), Zinicola (1-2), Laguna (4-2), Hooft (5-2), Fox (6-2), Sogard (1-0), Larish (1-1), Dhaenens (0-1)
- 7 - Persichina (3-2), Hooft (2-1), Biancamano (4-3), Zinicola (1-2), Larish (0-2), Gosewisch (0-1), Sogard (0-1), Landry (2-0), Butler (3-0), Laguna (0-1), Dhaenens (7-2)
- 8 - Romine (10-7), Zinicola (1-1), Fox (0-1), Laguna (1-1), Sferra (5-0), Persichina (3-4), Dhaenens (2-0), Biancamano (0-1)
- 9 - Sferra (8-8), Romine (11-6), G. Bordes (2-0), Persichina (1-1)

Starters By Position Breakdown:

- C** - Gosewisch (37)
1B - Larish (29), Persichina (5), Zinicola (3)
2B - Persichina (12), Dhaenens (12), Biancamano (7), Hooft (4), G. Bordes (2),
3B - Hooft (15), Buck (12), Larish (3), Landry (3), Biancamano (2), Sogard (2)
SS - Romine (34), Persichina (3)
LF - Curtis (28), Larish (5), Butler (2), Sferra (1), Hooft (1)
CF - Sferra (27), Curtis (8), Buck (2)
RF - Buck (23), Laguna (14)
DH - Fox (13), Zinicola (8), Laguna (7), Hooft (6), Biancamano (1), Curtis (1)
P - Averill (10), Bresnehan (8), Zinicola (7), Urquidez (6), Barnette (3), Bordes (2), Marotz (1)

Attendance

Home attendance: 43,735 (2,815 avg. - 16 dates)
Away attendance: 50,832 (2,420 avg. - 21 dates)
Total attendance: 94,594 (2,741 avg. - 37 dates)

Sun Devils Record When They Score:

Runs	0	1	2	3	4	5	6	7	8	9	10+
W-L	0-1	0-1	1-2	1-5	1-0	3-1	1-2	2-1	1-1	0-0	12-0

Sun Devils Record When Opponent Scores:

Runs	0	1	2	3	4	5	6	7	8	9	10+
W-L	2-0	6-0	1-1	4-0	2-1	2-0	1-1	1-4	1-2	0-2	2-4

Score By Innings In All Games:

Inning	1	2	3	4	5	6	7	8	9	Ex	Total
ASU	30	45	25	38	39	23	28	27	19	5	279
Opp.	21	13	23	33	34	22	13	21	25	5	210

Hitting Streaks:

Player	2005 Longest	Career Long	Current Streak
Vinny Biancamano	2	2	0
Greg Bordes	1	1	1
Travis Buck	9	16	1
DJ Butler	1	1	0
Colin Curtis	9	9	0
Seth Dhaenens	5	6	6
Willy Fox	4	4	0
Tuffy Gosewisch	11	11	0
Joey Hooft	5	5	0
Rocky Laguna	9	9	9
Jeff Landry	1	1	1
Jeff Larish	5	17	2
Joe Persichina	4	4	0
Andrew Romine	5	5	3
J.J. Sferra	7	7	0
Eric Sogard	1	1	0
Austin Stockfisch	4	4	4
Eric Williams	1	1	0
Zechry Zinicola	6	6	0



Sun Devil Baseball 2005

Sun Devil Baseball's Record When...

(Through 37 games of 2005 Season)

Overall	22-15
at Packard Stadium	12-4
Playing on the Road	4-10
at Neutral Site	6-1
Day Games	11-11
Night Games	11-4

Scoring 0-4 Runs	3-9
Scoring 5-9 Runs	7-6
Scoring 10-19 Runs	11-0
Scoring 20+ Runs	1-0

Opp. 5 or less runs	17-2
Opp. 6 or more runs	5-13

ASU Scores First	19-6
Opp. Scores First	3-9
Scoring in 1st Inning	10-3

Leading After 6 Innings	17-3
Trailing After 6 Innings	1-12
Tied After 6 Innings	4-0

Leading After 7 Innings	19-2
Trailing After 7 Innings	0-12
Tied After 7 Innings	3-1

Leading After 8 Innings	19-2
Trailing After 8 Innings	0-12
Tied After 8 Innings	3-1

Last At-Bat Wins	4
After a Win	14-8
After a Loss	8-6

Collecting 1-3 Hits	0-0
Collecting 4-6 Hits	4-3
Collecting 7-9 Hits	3-7
Collecting 10+ Hits	11-5
Collecting 20+ Hits	3-0

Out-Hitting Opponent	17-2
Out-Hit by Opponent	4-13
Hits are Tied	1-0

ASU is Errorless	7-2
ASU Makes 1 Error	6-5
ASU Makes 2+ Errors	9-8

ASU Starter Gets Decision	11-11
Bullpen Gets Decision	11-4

ASU Hits 0 Home Runs	8-10
ASU Hits 1 Home Run	8-4
ASU Hits Multiple HR	6-1

vs. LHP Starters	8-9
vs. RHP Starters	14-6

In Extra Innings	2-2
Doubleheaders	1-1

vs. Non-Conference	19-12
Non-Conference Home	12-4
Non-Conference Away	1-7
Non-Conference Neutral	6-1

vs. Pac-10 (League Games Only)	3-3
Pac-10 Home	0-0
Pac-10 Away	3-3

vs. Ranked Opponents*	6-11
vs. Top 10 Opponents*	3-8
vs. Unranked Teams*	16-4

*Top 25 ranking at time played.

VS. PAC-10 SCHOOLS

Arizona	0-2
California	1-2
Oregon State	0-1
Stanford	0-0
UCLA	0-0
USC	2-1
Washington	0-0
Washington State	0-0
Overall vs. Pac-10	3-6

DAYS OF THE WEEK

Monday	1-0
Tuesday	0-1
Wednesday	0-1
Thursday	0-1
Friday	6-3
Saturday	11-2
Sunday	4-7

MONTHS OF THE YEAR

January	1-2
February	7-8
March	10-3
April	4-2
May	0-0
June	0-0

UNIFORMS

Old School	9-4
White Home	8-1
Gray Sleeveless	1-3
Gray 'Old School'	3-3
Maroon BP	1-4
Black Shoes	10-10
White Shoes	12-5
Esmay Wears Batting Gloves	3-0

PITCHING

Averill Starts	6-4
Bresnehan Starts	5-3
Urquidez Starts	5-1
Zinicola Starts	4-3
Marotz Starts	1-0
Barnette Starts	1-2
Bordes Starts	0-2

Starter Goes Less Than 5	5-10
Starter Goes 5+	17-5

MISC. HITTING

Larish Records Hit	16-11
Larish Hits HR	8-2
Buck Records Hit	20-9
Buck Mult-Hit Game	14-4
TV Games	2-0
Radio Games	10-10

Longest Win Streak	6
Longest Losing Streak	6
Last Five Games	3-2
Last 10 Games	7-3
Last 15 Games	11-4
Last 20 Games	14-6
Current Streak	Lost 2

Largest Winning Margin	18
Largest Losing Margin	17

vs. Teams .500 or better	14-13
vs. Teams worse than .500	7-1

LEADING OFF

Laguna Leads Off	10-2
Curtis Leads Off	6-3
Sferra Leads Off	4-3
Buck Leads Off	0-4
Hooft Leads Off	2-2
Landry Leads Off	0-1



Sun Devil Baseball 2005

Sun Devil Baseball Team and Player Superlatives

(2005 Season and Player Superlatives -- through 37 games)

Arizona State Team Superlatives

TEAM BATTING

Most At-Bats:	61	W. Illinois (3/13)
Fewest At-Bats:	28	Ohio State (3/6)
Most Runs (Game):	30	W. Illinois (3/13)
Most Runs (Inning):	15 (9th)	W. Illinois (3/13)
Most Runs (1st Inning):	5	East Carolina (3/5)
Fewest Runs (Game):	0	Gonzaga (2/13)
Most Hits (Game):	35	W. Illinois (3/13)
Fewest Hits (Game):	4	Gonzaga (2/13)
RBI:	29	W. Illinois (3/13)
Doubles:	7	W. Illinois (3/13)
Triples:	3	W. Illinois (3/12)
Home Runs:	5	W. Illinois (3/13)
Total Bases:	57	W. Illinois (3/13)
Walks:	11	Wright State (4/2)
Most Strikeouts:	15	North Carolina (3/4)
Fewest Strikeouts:	2	Baylor (2/26)
Sacrifice Bunts:	4	California - 1 (4/9)
Sacrifice Flies:	2	Baylor (2/26)
Stolen Bases:	6 - 2x	Wright State (4/1)
Left on Base:	14 - 2x	USC (3/25)
Hit into DP:	3	W. Illinois (3/13)
Hit by Pitches:	3 - 2x	California - 1 (4/9)

TEAM FIELDING

Most Putouts:	41	Arizona (2/15)
Most Assists:	18	Baylor (2/27)
Most Errors:	5 - 2x	Baylor (2/27)
DPs Turned:	3 - 2x	Wright State (4/1)

TEAM PITCHING

Most Runs Allowed:	20	LSU (3/13)
Fewest Runs Allowed:	0 - 2x	Ohio State (3/6)
Most Hits Allowed:	20	LSU (3/13)
Fewest Hits Allowed:	3	North Carolina (3/4)
Most Strikeouts:	14 - 2x	North Carolina (3/4)
Fewest Strikeouts:	4	Gonzaga (2/5)
Most Walks:	9	USC (3/24)
Fewest Walks:	0	NMSU (2/4)
Hit-by-Pitches:	5	LBSU (1/28)
Wild Pitches:	3	LBSU (1/28)
Balks:	1 - 4x	Baylor (2/26)
Home Runs Allowed:	6	LSU (3/13)
Most Pitchers Used:	7	Arizona (2/23)

MISCELLANEOUS

Consecutive Wins:	6	--
Consecutive Losses:	6	--
Home Wins In a Row:	2	--
Road Wins In a Row:	3	--
Longest Game:	5:13	Arizona (2/15)
Shortest Game:	2:15	Gonzaga (2/13)
Most Innings:	14	Arizona (2/15)
Largest Home Attendance:	4,783	LBSU (1/28)
Largest Road Attendance:	7,435	Tulane (2/19)
Largest 3-Game Home Attendance:	10,532	LBSU

Arizona State Player Superlatives

INDIVIDUAL BATTING

At-Bats:	8	Buck/Curtis (W. Illinois; 3/13)
Runs:	6	Larish (W. Illinois; 3/13)
Hits:	6	Buck (W. Illinois; 3/13)
RBIs:	6	Dhaenens (W. Illinois; 3/13)
Doubles:	3	Gosewisch (NMSU; 2/7)
Triples:	2	Buck (W. Illinois; 3/12)
Home Runs:	2 - 3x	Larish (W. Illinois; 3/13)
Grand Slams:	1	Buck (Baylor; 2/25)
Total Bases:	10 - 2x	(W. Illinois; 3/13)
Walks:	4	Curtis (North Carolina; 3/4)
Strikeouts:	4	Larish (North Carolina; 3/4)
Hit By Pitch:	1	Several Players
Sacrifice Flies:	1 - 14x	Several Players
Sacrifice Bunts:	2	Romine (Oregon State; 2/6)
Stolen Bases:	4	Laguna (NMSU; 2/7)
Caught Stealing:	1 - 21x	Several Players
Runners LOB:	6 - 3x	Gosewisch (Oklahoma; 3/18)

INDIVIDUAL FIELDING

Putouts:	16	Larish (Gonzaga; 2/13)
Assists (INF):	7 - 2x	Persichina (Cal - 1; 4/9)
Assists (OF):	1 - 3x	Laguna (Oklahoma; 3/18)
Errors:	3	Landry (LSU; 3/13)
Passed Balls:	None	None

INDIVIDUAL PITCHING

Innings Pitched:	9.0 - 3x	Averill (Oklahoma; 3/19)
Runs Allowed:	9 - 2x	Urquidez (LSU; 3/13)
Walks:	6	Urquidez (Tulane; 2/18)
Strikeouts:	14	Averill (NMSU; 2/4)
Hits Allowed (S):	10 - 2x	Bresnehan (Cal - 2; 4/9)
Fewest Hits (S):	2	Bresnehan (Baylor; 2/26)
Wild Pitches:	2 - 3x	Zinicola (Oklahoma; 3/18)
Hit Batters:	3	Zinicola (Oklahoma; 3/18)
Balks:	1 - 4x	Garrison (Baylor; 2/26)

Runners in Scoring Position

Player	Avg	AB	H	RBI
Austin Stockfisch...	1.000	2	2	1
Seth Dhaenens.....	.524	21	11	16
Rocky Laguna.....	.484	31	15	22
Colin Curtis.....	.426	54	23	25
Joey Hooft.....	.393	28	11	14
Tuffy Gosewisch.....	.375	56	21	35
Zechry Zinicola....	.353	17	6	6
Travis Buck.....	.327	49	16	23
Jeff Larish.....	.319	47	15	27
Andrew Romine.....	.304	46	14	15
Willy Fox.....	.278	18	5	12
DJ Butler.....	.250	4	1	1
J.J. Sferra.....	.235	34	8	10
Eric Sogard.....	.167	6	1	1
Joe Persichina.....	.143	28	4	6
Vinny Biancamano...	.143	14	2	2
Totals.....	.335	463	155	217

Bases Loaded

Player	Avg	AB	H	RBI
Joey Hooft.....	1.000	1	1	3
Andrew Romine.....	.500	2	1	2
Willy Fox.....	.250	4	1	3
Travis Buck.....	.200	5	1	7
Tuffy Gosewisch.....	.143	7	1	3
Colin Curtis.....	.000	3	0	2
Rocky Laguna.....	.000	3	0	2
J.J. Sferra.....	.000	3	0	1
Seth Dhaenens.....	.000	0	0	3
Totals.....	.143	35	5	29



Sun Devil Baseball 2005

Games With At Least One Hit

Biancamano	6 of 20 games
Buck	29 of 37 games
Butler	2 of 12 games
Curtis	28 of 37 games
Dhaenens	12 of 24 games
Fox	10 of 22 games
Gosewisch	27 of 37 games
Hoofit	18 of 26 games
Laguna	17 of 30 games
Larish	27 of 37 games
Persichina	14 of 32 games
Romine	20 of 34 games
Sferra	21 of 32 games
Sogard	2 of 10 games
Stockfisch	4 of 5 games
Zinicola	13 of 20 games

Games With An RBI

Biancamano	2 of 20 games
Buck	16 of 37 games
Butler	1 of 12 games
Curtis	15 of 37 games
Dhaenens	9 of 24 games
Fox	7 of 22 games
Gosewisch	22 of 37 games
Hoofit	10 of 25 games
Laguna	16 of 30 games
Larish	16 of 37 games
Persichina	7 of 32 games
Romine	10 of 34 games
Sferra	8 of 32 games
Sogard	1 of 10 games
Stockfisch	1 of 5 games
Zinicola	5 of 20 games

*may reflect walk with an RBI

Extra Base Hits

Larish	25
Buck	19
Gosewisch	15
Laguna	12
Fox	8
Curtis	8
Hoofit	7
Romine	6
Persichina	5
Dhaenens	5
Sferra	4
Zinicola	3
Biancamano	2
G. Bordes	1
Butler	0

Home Run Breakdown

Total Home Runs	31
Solo Home Runs	11
2-Run Home Runs	13
3-Run Home Runs	6
Grand Slams	1
Back-to-Back	0
First Inning	5
Second Inning	2
Third Inning	2
Fourth Inning	7
Fifth Inning	4
Sixth Inning	2
Seventh Inning	4
Eighth Inning	1
Ninth Inning	4
Tenth or later	0
Pinch-Hit Home Runs	0
vs. RHP	17
vs. LHP	14
0-outs	10
1-outs	12
2-outs	9

Breaking Down the Bullpen:

Pitcher	G	2005 Season Bullpen Stats					1st Batters		Last Relief App.	IP	H	R	ER	BB	SO
		W-L-S	ERA	IP	H	R-ER	RI/S	Retired/Faced							
Andes	3	0-0-0	0.00	2.0	2	0-0	3/0	1/3	3/11 at LSU	0.1	1	0	0	2	0
Averill	1	0-0-0	18.00	2.0	2	4-4	0/0	1/1	3/24 at USC	2.0	2	4	4	2	0
Barnette	16	2-0-0	7.24	27.1	35	25-22	17/7	9/16	4/9 at Cal - 1	2.0	3	1	1	0	3
Bordes	16	3-1-1	3.86	30.1	27	13-13	24/10	13/16	4/9 at Cal - 2	0.0	1	0	0	0	0
Bresnehan	6	0-0-0	2.08	13.0	14	3-3	7/4	3/6	2/23 at Arizona	1.0	3	1	1	0	2
Dryanski	8	0-0-0	3.07	14.2	17	7-5	5/3	3/8	4/9 at Cal - 2	2.1	3	1	1	0	0
Garrison	8	0-0-1	9.00	9.0	13	9-9	8/4	5/8	4/9 at Cal - 2	0.0	1	0	0	0	0
Marotz	6	0-1-0	3.86	9.1	12	5-4	4/0	5/6	4/1 vs. WSU	2.0	4	1	0	0	1
Satow	2	1-0-0	7.71	7.0	11	9-6	0/0	0/2	4/1 vs. WSU	2.0	2	0	0	1	0
Urquidez	9	3-2-1	3.57	22.2	18	14-9	10/5	4/9	4/10 at CAL (L)	2.2	3	2	2	4	3
Zinicola	6	2-0-2	3.72	9.2	6	7-4	7/3	4/7	4/3 vs. WSU	3.0	1	0	0	0	3

RI = Runners Inherited S = Runners Scored

Charting The Bullpen:

Opponent	Date	W-L-S	Pitchers	Inn.	IP	H	R-ER	BB	SO
LBSU	1/28	---	Bresnehan/Barnette/Zinicola/Dryanski	5th	5.0	1	3-0	3	5
LBSU	1/29	W	Marotz/Zinicola	6th	4.0	3	1-1	0	5
LBSU	1/30	---	Barnette/Bresnehan/Garrison/Andes	5th	5.0	10	8-8	3	7
Gonzaga	2/5	S	Barnette/Zinicola	8th	2.0	5	3-3	1	0
Oregon St.	2/6	---	Barnette/Bresnehan	5th	4.2	9	6-6	1	8
NMSU	2/7	W	Barnette/Zinicola	6th	3.1	3	7-4	4	3
Oklahoma	2/12	W	Bresnehan/Barnette	6th	3.2	2	0-0	1	5
Gonzaga	2/13	---	Bordes	5th	4.2	3	0-0	0	3
Arizona	2/15	L	Bordes/Bresnehan/Marotz	6th	8.1	7	5-5	3	10
Tulane	2/18	---	Dryanski	6th	3.0	4	1-1	1	2
Tulane	2/19	---	Bordes/Marotz/Garrison	6th	3.0	5	2-2	2	3
Tulane	2/20	---	Barnette/Bordes/Urquidez	4th	5.0	6	4-4	2	2
Arizona	2/23	---	Dryanski/Bresnehan/Bordes/Urquidez/Marotz/Garrison	2nd	6.1	11	6-6	1	3
Baylor	2/25	W	Urquidez	7th	3.0	1	0-0	2	4
Baylor	2/26	W	Bordes/Garrison/Barnette/Andes	5th	5.0	6	2-2	1	4
Baylor	2/27	L	Urquidez/Barnette/Bordes	6th	5.0	4	4-0	4	3
N. Carolina	3/4	W	Urquidez	6th	5.1	0	0-0	3	9
E. Carolina	3/5	---	Barnette	7th	2.2	1	0-0	1	1
Ohio State	3/6	S	Bordes	7th	3.0	1	0-0	1	4
LSU	3/11	---	Bordes/Andres/Dryanski	4th	4.2	3	0-0	2	3
W. Illinois	3/12	S	Garrison	6th	4.0	1	0-0	2	5
W. Illinois	3/13	W	Bordes/Satow/Dryanski	2nd	7.1	11	9-6	3	2
LSU	3/13	---	Urquidez/Barnette/Dryanski	1st	7.2	16	16-13	4	10
Oklahoma	3/18	W	Barnette/Urquidez	6th	4.0	4	0-0	0	5
Oklahoma	3/20	W/S	Bordes/Barnette/Urquidez	4th	6.0	7	2-2	3	4
USC	3/24	L	Averill/Bordes/Garrison/Barnette/Marotz	3rd	6.0	8	9-9	8	5
USC	3/26	W/S	Bordes/Zinicola	9th	2.0	2	0-0	1	1
Wright State	4/1	---	Marotz/Satow	6th	4.0	6	1-0	1	1
Wright State	4/2	---	Barnette/Garrison	6th	4.0	2	1-1	1	5
Wright State	4/3	---	Zinicola/Dryanski/Bordes	5th	5.0	2	0-0	0	4
California - 1	4/9	W	Bordes/Barnette	4th	5.1	6	3-3	1	3
California - 2	4/9	---	Garrison/Bordes/Dryanski	6th	2.1	5	1-1	0	0
California	4/10	L	Urquidez	6th	2.2	3	2-2	4	3

Starters vs. The Bullpen

Starting Pitchers	4.50 ERA	W-L	IP	H	R	ER	BB	SO
		11-11	186.0	207	114	93	59	148
Relief Pitchers	4.65 ERA	W-L-S	IP	H	R	ER	BB	SO
		11-4-5	147.0	158	96	76	64	133



Sun Devil Baseball 2005

Sun Devil Pitchers – Career Game-by-Game

Seth Garrison • RHP • #17

2005	Opp	S/R	W/L/S	IP	H	R	ER	BB-SO
1/30	LBSU (#14)	R	---	1.1	4	5	5	2-2
2/19	Tulane (#1)	R	---	1.0	0	0	0	0-2
2/23	Arizona (#7)	R	---	0.1	2	2	2	1-0
2/26	Baylor (#8)	R	---	0.1	2	1	1	0-1
3/12	WU	R	S	4.0	1	0	0	2-5
3/24	USC (#21)	R	---	0.0	1	0	0	0-0
4/2	Wright St.	R	---	2.0	2	1	1	0-3
4/9	Cal-2	R	---	0.0	1	0	0	0-0
Season Totals		8	0-0-1	9.0	13	9	9	5-13

Quentin Andes • RHP • #21

2005	Opp	S/R	W/L	IP	H	R	ER	BB-SO
1/30	LBSU (#14)	R	---	0.2	0	0	0	0-0
2/26	Baylor (#8)	R	---	1.0	1	0	0	0-1
3/11	LSU (#5)	R	---	0.1	1	0	0	0-2
Season Totals		3	0-0	2.0	2	0	0	0-3

2004	Opp	S/R	W/L	IP	H	R	ER	BB-SO
2/8	FSU (#18)	R	S	2.1	1	0	0	2-4
2/15	OKLA	R	---	1.1	1	1	1	1-1
2/27	UConn	R	---	1.0	1	1	1	3-2
3/5	ECU (#18)	R	W	0.2	1	0	0	0-0
3/7	ECU (#18)	R	W	1.2	2	1	1	1-2
3/13	Tulane (#11)	R	---	2.2	2	1	0	0-1
3/16	Oklahoma	R	W	3.0	2	0	0	0-2
3/19	Cal	R	L	1.1	3	2	2	0-1
3/27	Washington	R	S	3.0	1	0	0	0-3
3/28	Washington	R	---	0.1	2	2	2	0-0
4/3	USC	R	---	0.0	2	2	1	1-0
4/4	USC	R	---	0.1	4	3	3	0-0
4/8	ORU (#24)	R	---	0.0	0	0	0	2-0
4/27	Wichita St.	R	---	1.1	2	1	1	0-1
5/4	NMSU	R	---	1.2	0	0	0	0-4
5/16	Oregon St.	R	---	1.0	2	1	1	1-1
5/19	NMSU	R	W	2.2	2	1	1	2-3
5/23	Arizona	R	---	0.0	3	2	2	1-0
5/28	Stanford	R	---	4.0	2	0	0	1-2
5/30	Stanford	R	W	1.0	1	0	0	2-0
6/5	CSF (#9)	R	---	2.1	0	0	0	0-0
Season Totals		20	5-1-2	31.2	32	17	16	18-27

Kevin Dryanski • RHP • #31

2005	Opp	S/R	W/L	IP	H	R	ER	BB-SO
1/28	LBSU (#14)	R	---	1.0	0	2	0	0-0
2/18	Tulane (#1)	R	---	3.0	4	1	1	1-2
2/23	Arizona (#7)	R	---	2.1	5	2	2	0-1
3/11	LSU (#5)	R	---	2.0	1	0	0	0-0
3/13	WU	R	---	1.0	1	0	0	0-1
3/13	LSU (#5)	R	---	2.0	3	1	1	1-2
4/3	Wright St.	R	---	1.0	0	0	0	0-0
4/9	Cal-2	R	---	2.1	3	1	1	0-0
Season Totals		8	0-0	14.2	17	7	5	2-6

Jason Urquidez • RHP • #34

2005	Opp	S/R	W/L	IP	H	R	ER	BB-SO
1/29	LBSU (#14)	S	---	5.0	10	5	5	1-4
2/5	Gonzaga	S	W	7.0	6	5	4	1-4
2/12	Oklahoma	S	---	5.1	9	5	4	1-3
2/18	Tulane (#1)	S	L	5.0	7	6	6	6-7
2/20	Tulane (#1)	R	---	0.1	1	0	0	0-1
2/23	Arizona (#7)	R	---	1.0	0	0	0	0-0
2/25	Baylor (#8)	R	W	3.0	1	0	0	2-4
2/27	Baylor (#8)	R	L	4.1	2	3	0	3-2
3/4	UNC (#4)	R	W	5.1	0	0	0	3-9
3/13	LSU (#5)	R	---	2.2	7	9	7	2-2
3/18	Oklahoma	R	W	1.1	2	0	0	0-1
3/20	Oklahoma	R	S	2.0	2	0	0	1-2
3/26	USC (#21)	S	---	8.0	6	1	1	2-1
4/3	Wright St.	S	W	4.0	3	1	1	2-7
4/10	California	R	L	2.2	3	2	2	4-3
Season Totals		15	5-3-1	57.0	59	37	30	28-50

2004	Opp	S/R	W/L	IP	H	R	ER	BB-SO
2/8	FSU (#18)	S	W	5.0	6	1	1	3-9
2/14	Utah	R	---	6.0	3	0	0	2-7
2/22	Rice (#1)	S	W	9.0	3	1	1	2-7
2/29	UConn	S	W	3.0	3	1	1	1-1
3/6	ECU (#18)	S	W	7.0	5	4	3	3-4
3/12	Tulane (#11)	S	W	5.2	4	1	1	5-5
3/20	California	S	L	1.1	4	3	3	2-0
3/26	Washington	S	L	4.1	5	5	3	4-6
4/2	USC	S	W	8.1	7	3	3	6-7
4/9	ORU (#24)	S	W	7.0	5	1	1	2-6
4/17	UCLA	S	---	4.0	8	3	3	0-2
4/24	WSU	S	---	6.1	7	2	2	1-4
4/27	Wichita St.	R	---	1.0	1	1	1	2-1
4/28	Wichita St.	R	---	1.1	3	2	2	1-2
5/3	NMSU	S	W	5.0	2	1	1	2-7
5/15	Oregon St.	S	W	8.1	9	1	1	2-12
5/22	Arizona	S	W	7.1	3	2	2	4-9
5/29	Stanford (#2)	S	L	2.1	6	5	5	2-1
6/5	Minnesota	S	W	5.1	6	3	3	3-4
Season Totals		19	12-3	97.2	90	40	37	47-94

Zechry Zinicola • RHP • #37

2005	Opp	S/R	W/L	IP	H	R	ER	BB-SO
1/28	LBSU (#14)	R	---	0.1	0	0	0	1-1
1/29	LBSU (#14)	R	---	1.1	1	0	0	0-1
2/5	Gonzaga	R	S	1.0	1	0	0	0-0
2/7	NMSU	R	W	3.0	3	7	4	4-3
2/13	Gonzaga	S	L	4.1	3	2	0	1-4
2/23	Baylor (#8)	S	---	6.0	9	3	2	0-6
3/4	UNC (#4)	S	---	5.2	3	3	3	4-5
3/11	LSU (#5)	S	L	3.1	7	6	6	3-1
3/18	Oklahoma	S	---	5.0	2	4	4	4-5
3/24	USC (#21)	S	---	2.0	2	0	0	1-1
3/26	USC (#21)	R	S	1.0	0	0	0	1-1
4/3	Wright St.	R	---	3.0	1	0	0	0-3
4/9	Cal-1	S	---	3.2	6	4	4	3-3
Season Totals		13	2-2-2	39.2	38	29	23	22-34

2004	Opp	S/R	W/L	IP	H	R	ER	BB-SO
2/6	FSU (#18)	R	W	2.0	1	0	0	1-2
2/16	Gonzaga	R	S	2.0	3	0	0	0-4
2/20	Lamar	R	L	1.0	2	2	2	1-1
2/29	UConn	R	---	2.0	4	3	2	2-2
3/7	ECU (#18)	S	---	3.0	1	0	0	1-3
3/17	Oklahoma	S	---	2.0	4	3	3	2-2
3/21	California	S	W	7.0	6	2	2	1-5
3/28	Washington	S	---	4.0	3	2	1	1-3
4/3	USC	R	---	3.1	4	5	5	1-2
4/8	ORU (#24)	R	---	2.0	1	0	0	0-0
4/9	ORU (#24)	R	---	2.0	1	0	0	1-2
4/12	Arizona	R	S	1.2	2	0	0	0-5
4/17	UCLA	R	W	1.1	0	0	0	0-2
4/18	UCLA	R	L	3.0	5	2	2	0-3
4/24	WSU	R	W	2.2	1	0	0	0-3
4/27	Wichita St.	R	S	1.0	2	0	0	0-1
4/28	Wichita St.	R	S	1.1	2	0	0	0-1
5/4	NMSU	R	---	1.0	1	0	0	0-0
5/14	Oregon St.	R	S	2.0	0	0	0	1-4
5/15	Oregon St.	R	S	0.2	1	0	0	0-1
5/22	Arizona	R	---	1.2	1	0	0	2-1
5/23	Arizona	R	---	0.2	2	3	3	1-1
5/30	Stanford (#2)	R	S	4.2	2	0	0	2-4
6/4	Pepperdine	R	---	3.2	4	1	0	0-1
6/5	Minnesota	R	S	3.2	4	1	1	3-4
Season Totals		25	4-2-8	56.1	52	24	21	20-57

Pat Bresnehan • RHP • #40

2005	Opp	S/R	W/L	IP	H	R	ER	BB-SO
1/28	LBSU (#14)	R	---	1.2	1	0	0	1-2
1/30	LBSU (#14)	R	---	0.2	3	1	1	1-2
2/12	OSU	R	---	4.1	4	1	1	1-7
2/12	Oklahoma	R	---	0.0	1	0	0	0-0
2/15	Arizona (#9)	S	---	5.1	2	0	0	2-7
2/20	Tulane (#1)	S	L	3.0	4	5	5	2-1
2/23	Arizona (#7)	R	---	1.0	3	1	1	0-2
2/26	Baylor (#8)	S	---	4.0	2	2	2	1-2
3/13	Ohio State	S	---	W	0.0	5	0	2-4
3/13	LSU (#5)	S	L	0.1	4	4	4	3-0
3/20	Oklahoma	---	---	3.0	2	3	3	2-3
3/25	USC (#21)	---	---	9.0	4	1	0	2-5
4/9	Wright St.	S	W	5.0	5	2	2	0-7
4/9	Cal-2	S	L	5.2	10	6	5	3-4
Season Totals		14	3-3-0	49.0	50	26	24	20-46

2004	Opp	S/R	W/L	IP	H	R	ER	BB-SO
2/7	FSU (#18)	R	W	0.2	0	0	0	0-0
2/8	FSU (#18)	R	---	0.0	1	3	3	3-0
2/15	OKLA	R	---	0.1	0	0	0	0-1
2/16	Gonzaga	R	W	5.0	4	0	0	1-7
2/24	ARIZ (#16)	R	S	3.0	0	0	0	1-5
2/28	UConn	R	W	4.0	2	2	0	4-5
3/5	ECU (#18)	R	S	1.0	0	0	0	0-1
3/6	ECU (#18)	R	S	2.0	1	0	0	0-2
3/14	Tulane (#11)	R	S	2.0	1	0	0	0-2
3/16	Oklahoma	R	S	1.2	2	0	0	0-1
3/19	Oklahoma	R	S	2.0	1	0	0	1-1
3/21	California	R	---	2.0	6	2	2	0-0
3/28	Washington	R	L	2.2	4	3	3	0-2
4/4	USC	R	---	2.2	3	2	2	1-3
4/8	ORU (#24)	R	L	1.1	3	6	3	4-2
4/12	Arizona	S	---	2.0	5	4	4	3-1
4/18	UCLA	R	---	1.0	1	1	1	0-1
4/25	WSU	R	---	0.2	1	3	3	3-1
4/27	Wichita St.	R	---	2.2	1	0	0	3-4
5/18	NMSU	R	---	1.0	2	1	1	1-2
5/23	New Mexico	R	---	0.2	0	0	0	0-1
5/29	Arizona	R	---	0.2	1	0	0	0-1
5/29	Stanford (#2)	R	---	2.1	2	0	0	2-2
Season Totals		23	3-2-5	41.1	41	28	22	27-45

Josh Satow • LHP • #41

200

Sun Devil Baseball 2005

Sun Devil Pitchers – Career Game-by-Game

Brett Bordes • LHP • #49

2005	Opp	S/R	W/L	IP	H	R	ER	BB-SO
1/30	LBSU (#14)	S	L	4.0	6	3	0	0-4
2/6	OSU	S	L	4.1	6	6	4	2-2
2/13	Gonzaga	R	---	4.2	3	0	0	0-3
2/15	Arizona (#9)	R	---	2.1	3	3	3	1-2
2/19	Tulane (#1)	R	---	1.0	3	2	2	1-0
2/20	Tulane (#1)	R	---	3.2	2	3	3	1-1
2/23	Arizona (#7)	R	---	1.1	0	0	0	0-0
2/26	Baylor (#8)	R	W	2.0	3	1	1	1-0
2/27	Baylor (#8)	R	---	0.1	0	0	0	0-0
3/6	Ohio State	R	S	3.0	1	0	0	1-4
3/11	LSU (#5)	R	---	2.1	0	0	0	0-3
3/13	WIU	R	---	1.1	1	0	0	0-0
3/20	Oklahoma	R	---	3.0	3	0	0	1-2
3/24	USC (#21)	R	L	0.0	0	2	2	2-0
3/26	USC (#21)	R	W	1.0	2	0	0	0-0
4/3	Wright St.	R	---	1.0	1	0	0	0-1
4/9	Cal - 1	R	W	3.1	3	2	2	1-0
4/9	Cal - 2	R	---	0.0	1	0	0	0-0
Season Totals		18	3-3-1	38.2	38	22	17	11-22

2004	Opp	S/R	W/L	IP	H	R	ER	BB-SO
2/7	FSU (#18)	S	---	0.2	4	6	6	3-2
2/15	OKLA	R	---	2.0	3	2	2	1-3
2/24	ARIZ (#16)	S	W	6.0	3	0	0	3-10
3/14	Tulane (#11)	S	---	4.1	3	0	0	3-6
3/20	California	R	---	2.1	6	4	4	1-1
3/27	Washington	S	W	6.0	4	4	4	5-6
4/3	USC	S	---	1.1	2	1	1	3-1
4/18	UCLA	R	---	0.2	0	3	3	4-2
4/27	Wichita St.	R	---	0.2	1	0	0	0-0
5/3	NMSU	R	S	4.0	2	1	1	1-3
5/16	Oregon St.	S	W	5.0	4	2	1	2-4
5/23	Arizona	S	L	0.1	3	6	6	4-0
5/30	Stanford (#2)	S	---	0.1	4	4	4	1-0
Season Totals:		13	3-1-1	33.2	39	32	32	30-38

2003	Opp.	S/R	W/L	IP	H	R	ER	BB-SO
1/16	UHH	R	---	1.2	0	0	0	2-2
1/19	UHH - 2	R	---	1.0	1	1	1	1-1
1/26	SDSU	R	---	0.1	1	0	0	1-0
1/31	LBSU	R	---	0.1	2	1	1	0-0
2/8	BYU	R	---	1.1	0	0	0	0-3
2/15	Okla. State	R	---	2.0	2	1	1	3-2
2/22	ND	R	---	2.1	1	0	0	2-3
3/2	PSU	R	---	0.2	2	0	0	0-2
3/9	CSUN	R	---	2.0	0	0	0	1-1
3/14	Oklahoma	R	---	1.0	1	0	0	1-1
3/16	Oklahoma	R	---	1.0	1	1	1	0-2
3/19	Wichita St.	R	---	1.0	1	2	2	1-0
3/23	Stanford	R	---	1.0	0	0	0	0-0
3/24	Stanford	R	---	0.1	1	0	0	1-0
3/28	USC	R	W	0.1	0	0	0	0-0
3/30	USC	R	---	0.1	2	1	1	1-0
4/2	N. Mexico	R	---	0.2	1	1	1	2-2
4/13	Cal - 2	R	---	1.0	0	0	0	2-0
4/17	UCLA	R	---	0.2	0	0	0	0-1
4/18	UCLA	R	L	1.0	0	1	1	0-1
4/26	WSU	R	---	0.1	0	0	0	2-0
4/27	WSU	R	---	1.0	1	0	0	1-2
5/14	Oregon St.	R	---	1.0	3	2	0	0-1
5/18	UW	R	---	2.0	0	0	0	3-1
5/25	Arizona	R	---	0.2	0	1	1	2-1
6/1	UNLV	R	---	1.0	0	0	0	0-1
6/8	CSF	R	---	2.0	0	0	0	2-1
Season Totals:		27	1-1	28.0	21	12	10	28-27

Tony Barnette • RHP • #50

2005	Opp	S/R	W/L	IP	H	R	ER	BB-SO
1/28	LBSU (#14)	R	---	2.0	0	1	0	1-2
1/30	LBSU (#14)	R	---	2.1	3	2	2	0-3
2/5	Gonzaga	R	---	1.0	4	3	3	1-0
2/6	OSU	R	---	0.1	5	5	5	0-1
2/7	NMSU	R	---	0.1	0	0	0	0-0
2/12	Oklahoma	R	W	3.2	1	0	0	1-5
2/15	Arizona (#9)	S	---	5.1	5	2	1	2-3
2/20	Tulane (#1)	R	---	1.0	3	1	1	1-0
2/23	Arizona (#7)	S	L	1.2	6	5	5	0-1
2/26	Baylor (#8)	R	---	1.2	0	0	0	0-2
2/27	Baylor (#8)	R	---	0.1	2	1	0	1-1
3/5	ECU	R	---	2.2	1	0	0	1-1
3/13	WIU	S	---	1.2	7	4	4	1-2
3/13	LSU (#5)	R	---	3.0	6	6	5	1-6
3/18	Oklahoma	R	---	2.2	2	0	0	0-4
3/20	Oklahoma	R	W	1.0	2	2	2	1-1
3/24	USC (#21)	R	---	1.1	4	3	3	3-2
4/2	Wright St.	R	---	2.0	0	0	0	1-2
4/9	Cal - 1	R	---	2.0	3	1	1	0-3
Season Totals		19	2-1	36.0	54	36	32	15-39



Sun Devil Baseball 2005

Sun Devil Miscellaneous Hitting Statistics

Stats By Position			Stats By Order			Record By Margin				Big Innings	
Pos.	HR	RBI	Pos.	HR	RBI	No.	Total	H	A	Runs	No.
C	5	43	1	1	24	1R	5-5	3-1	2-4	2	30
1B	11	39	2	2	27	2R	4-1	3-0	1-1	3	21
2B	3	27	3	1	27	3R	1-0	0-0	1-0	4	11
3B	2	16	4	10	32	4R	2-2	1-1	1-1	5	2
SS	0	16	5	7	41	5R	1-1	0-0	1-1	6	3
LF	3	26	6	5	34	6R	0-4	0-1	0-3	7	0
CF	1	18	7	3	23	7R	1-0	0-0	1-0	8	0
RF	2	32	8	1	24	8R	2-0	2-0	0-0	9	1
DH/P	4	26	9	0	20	9R	0-0	0-0	0-0	10+	1
PH	0	7	Tot.	31	250	10+R	6-2	3-1	3-1	Tot.	69
Tot.	31	250				Tot.	22-15	12-4	10-11		

'A' includes neutral

How the Sun Devils Have Scored:

0-Out Runs	1-Out Runs	2-Out Runs	Total Runs	Two-Out RBI
53	96	130	279	112

Home Runs By ASU (31)

Player	Date	Opp.	Pitcher	Runners
Gosewisch	2/6	Oregon St.	Maxwell (L)	2-run HR
Larish	2/12	S. Alabama	Walters (R)	2-run HR
Larish	2/12	Oklahoma	McCutchen (R)	3-run HR
Fox	2/20	Tulane	Crowel (L)	2-run HR
Larish	2/23	Arizona	Coulon (L)	Solo HR
Larish	2/23	Arizona	Berger (L)	Solo HR
Buck	2/25	Baylor	Taylor (L)	Grand Slam
Fox	2/26	Baylor	VanAllen (L)	2-run HR
Fox	2/27	Baylor	McCormick (R)	3-run HR
Gosewisch	3/5	ECU	Brooks (R)	2-run HR
Larish	3/6	ECU	Brooks (R)	3-run HR
Larish	2/12	WIU	Adams (R)	3-run HR
Zinicola	2/12	WIU	Pendell (L)	2-run HR
Larish	2/12	WIU	Mandele (L)	2-run HR
Gosewisch	2/13	WIU	Kohorst (R)	2-run HR
Larish	2/13	WIU	Kohorst (R)	Solo HR
Fox	2/13	WIU	Pyles (L)	2-run HR
Larish	2/13	WIU	Pendell (L)	3-run HR
Dhaenens	2/13	WIU	Pendell (L)	2-run HR
Gosewisch	2/13	LSU	Smith (L)	Solo HR
Larish	3/18	Oklahoma	Brownell (R)	Solo HR
Buck	3/20	Oklahoma	Burns (R)	Solo HR
Gosewisch	3/20	Oklahoma	Burns (R)	Solo HR
Curtis	3/25	USC	Guy (R)	2-run HR
Larish	3/25	USC	Aguilar (R)	2-run HR
Larish	3/26	USC	Spradlin (L)	Solo HR
Dhaenens	4/1	Wright St.	Kearcher (L)	2-run HR
Laguna	4/3	Wright St.	Barrett (R)	3-run HR
Larish	4/3	Wright St.	Stevens (R)	Solo HR
Persichina	4/3	Wright St.	Stevens (R)	Solo HR
Hoof	4/9	Cal - 1	Dworkis (R)	Solo HR

Bunt Chart:

Name	Bunts	H	SAC
Sierra	18	7	4
Romine	9	1	3
Laguna	2	1	0
Hoof	2	1	0
Buck	6	4	2
Persichina	2	0	2
Larish	1	0	1
Curtis	4	3	1
Larish	1	0	1
Dhaenens	1	0	1

Home Runs By Opponents (32)

Player	Date	Team	Pitcher	Runners
Sindlinger	1/30	LBSU	Bordes	2-run HR
Thibault	2/5	Gonzaga	Urquidez	Solo HR
Anderson	2/6	Oregon St.	Bordes	Solo HR
Harvey	2/7	NMSU	Marotz	Solo HR
Harvey	2/7	NMSU	Zinicola	3-run HR
Van Houten	2/15	Arizona	Bordes	2-run HR
Brown	2/15	Arizona	Marotz	2-run HR
Southard	2/18	Tulane	Urquidez	Solo HR
Barket	2/20	Tulane	Bresnehan	Grand Slam
Manzello	2/20	Tulane	Bordes	Solo HR
Frey	2/23	Arizona	Barnette	Solo HR
Boyer	2/23	Arizona	Dryanski	Solo HR
Hundley	2/23	Arizona	Bresnehan	Solo HR
Reynolds	2/26	Baylor	Bresnehan	Solo HR
Reynolds	2/27	Baylor	Averill	2-run HR
Webb	3/4	UNC	Zinicola	Solo HR
Flack	3/4	UNC	Zinicola	2-run HR
Richardson	3/5	ECU	Averill	Solo HR
Stewart	3/11	LSU	Zinicola	2-run HR
Pacyga	3/13	WIU	Satow	3-run HR
Patterson	3/13	LSU	Bresnehan	3-run HR
Gill	3/13	LSU	Urquidez	Grand Slam
Patterson	3/13	LSU	Urquidez	Solo HR
Harris, C.	3/13	LSU	Urquidez	Solo HR
Stavinoha	3/13	LSU	Urquidez	Solo HR
Liuzza	3/13	LSU	Barnette	2-run HR
Clement	3/26	USC	Urquidez	Solo HR
Satin	4/9	Cal - 1	Zinicola	Solo HR
Bussiere	4/9	Cal - 1	Bordes	2-run HR
Errecart	4/9	Cal - 2	Bresnehan	Solo HR
Craig	4/9	Cal - 2	Dryanski	Solo HR
Bussiere	4/10	Cal	Averill	2-run HR

Series Pitching Breakdown:

	W-L	ERA	IP	H	R	ER	BB	SO
LBSU	1-2	5.67	27.0	39	24	17	7	31
Schaefer Tour.	3-1	6.00	36.0	42	30	24	9	34
Surprise	2-1	1.67	27.0	22	9	5	4	23
Tulane	0-3	8.62	24.0	33	24	23	14	16
Baylor	2-1	2.57	28.0	28	15	8	9	23
ECU Tourney	3-0	1.55	29.0	16	6	5	15	26
LSU/WIU	2-2	8.47	34.0	56	40	32	19	27
Oklahoma	3-0	3.00	27.0	20	10	9	11	25
USC	2-1	3.33	27.0	22	11	10	14	13
Wright State	3-0	1.33	27.0	23	5	4	4	29
California	1-2	6.04	25.1	36	18	17	11	17
Stanford	0-0	0.00	0.0	0	0	0	0	0
UCLA	0-0	0.00	0.0	0	0	0	0	0
Oregon State	0-0	0.00	0.0	0	0	0	0	0
Arizona	0-0	0.00	0.0	0	0	0	0	0
Washington	0-0	0.00	0.0	0	0	0	0	0
WSU	0-0	0.00	0.0	0	0	0	0	0

Series Batting Breakdown:

	AVG	AB	R	H	RBI	2B-3B-HR	BB-SO
LBSU	.298	104	12	31	10	6-2-0	9-21
Schaefer	.347	150	39	52	35	16-2-1	16-31
Surprise	.274	95	14	26	14	3-0-2	9-13
Tulane	.235	102	7	24	7	4-0-1	6-18
Baylor	.303	99	24	30	23	2-1-3	13-17
ECU Tourney	.210	100	17	21	12	4-0-2	20-29
LSU/WIU	.412	177	57	73	52	14-3-9	15-11
Oklahoma	.260	96	16	25	13	5-2-3	13-16
USC	.322	118	27	38	22	9-1-3	13-26
Wright State	.389	113	38	44	36	3-2-4	24-15
California	.298	104	17	31	15	8-0-1	11-17
Stanford	.000	0	0	0	0	0-0-0	0-0
UCLA	.000	0	0	0	0	0-0-0	0-0
Oregon State	.000	0	0	0	0	0-0-0	0-0
Arizona	.000	0	0	0	0	0-0-0	0-0
Washington	.000	0	0	0	0	0-0-0	0-0
WSU	.000	0	0	0	0	0-0-0	0-0

Pinch-Hitting Statistics:

Player	AB	AVG.	H	2B	3B	HR	RBI
Bordes	1	1.000	1	1	0	0	0
Laguna	7	.429	3	2	1	0	5
Sogard	7	.143	1	0	0	0	1
Butler	7	.143	1	0	0	0	0
Fox	10	.100	1	0	0	0	0
Biancamano	10	.100	1	0	0	0	0
Dhaenens	10	.100	1	0	0	0	0
Landry	3	.000	0	0	0	0	0
Persichina	6	.000	0	0	0	0	0
Zinicola	3	.333	1	0	0	0	0
Sferra	2	.000	0	0	0	0	0
Totals:	67	.149	10	3	1	0	7

Batted Around (9):

At-Bats	Opponent	Inning	Date
9	NMSU	6th	2/4
9	E. Carolina	1st	3/5
9	W. Illinois	3rd	3/13
9	W. Illinois	4th	3/13
21	W. Illinois	9th	3/13
14	USC	4th	3/25
12	Wright State	4th	4/1
11	Wright State	3rd	4/2
10	Wright State	2nd	4/3

ASU Double Plays (36):

Type	No.	Inning	Ending
643	12		0
463	8		3
543	3		1
63	2		1
163	1		1
L36	1		0
1522	1		0
F91	1		0
363	1		0
L14	1		0
P53 - Bunt	1		0
L64	1		1
32	1		1
5262	1		1
53	1		1



Sun Devil Baseball 2005

Starting Lineups By Batting Order


Date	Opponent	No. (Time)	Record	1	2	3	4	5	6	7	8	9
1/28	LBSU	1 (1)	0-1	Hooft	Buck	Gosewisch	Larish	Curtis	Biancamano	Persichina	Romine	Sferra
1/29	LBSU	2 (1)	1-0	Curtis	Buck	Gosewisch	Larish	Zinicola	Persichina	Hooft	Romine	Sferra
1/30	LBSU	3 (1)	0-1	Buck	Hooft	Larish	Zinicola	Curtis	Gosewisch	Persichina	Romine	Sferra
2/4	NMSU	4 (1)	1-0	Curtis	Hooft	Buck	Zinicola	Larish	Gosewisch	Biancamano	Romine	Sferra
2/5	Gonzaga	5 (1)	1-0	Curtis	Hooft	Buck	Larish	Gosewisch	Zinicola	Biancamano	Romine	Sferra
2/6	Oregon State	5 (2)	1-1	Curtis	Hooft	Buck	Larish	Gosewisch	Zinicola	Biancamano	Romine	Sferra
2/7	NMSU	6 (1)	1-0	Curtis	Hooft	Buck	Larish	Gosewisch	Laguna	Persichina	Romine	Sferra
2/12	South Alabama	6 (2)	2-0	Curtis	Hooft	Buck	Larish	Gosewisch	Laguna	Persichina	Romine	Sferra
2/12	Oklahoma	6 (3)	3-0	Curtis	Hooft	Buck	Larish	Gosewisch	Laguna	Persichina	Romine	Sferra
2/13	Gonzaga	7 (1)	0-1	Curtis	Hooft	Buck	Larish	Gosewisch	Persichina	Biancamano	Romine	Sferra
2/15	Arizona	8 (1)	0-1	Curtis	Hooft	Buck	Larish	Gosewisch	Biancamano	Zinicola	Romine	Sferra
2/18	Tulane	9 (1)	0-1	Buck	Gosewisch	Hooft	Curtis	Larish	Zinicola	Biancamano	Romine	Sferra
2/19	Tulane	10 (1)	0-1	Sferra	Curtis	Buck	Gosewisch	Persichina	Hooft	Larish	Zinicola	Romine
2/20	Tulane	11 (1)	0-1	Buck	Hooft	Curtis	Gosewisch	Persichina	Laguna	Larish	Fox	Romine
2/23	Arizona	12 (1)	0-1	Buck	Hooft	Curtis	Larish	Zinicola	Persichina	Gosewisch	Laguna	Romine
2/25	Baylor	13 (1)	1-0	Laguna	Buck	Curtis	Larish	Gosewisch	Persichina	Biancamano	Romine	Sferra
2/26	Baylor	14 (1)	1-0	Sferra	Buck	Curtis	Larish	Gosewisch	Fox	Biancamano	Persichina	Romine
2/27	Baylor	15 (1)	0-1	Sferra	Buck	Curtis	Larish	Gosewisch	Fox	Sogard	Persichina	Romine
3/4	North Carolina	16 (1)	1-0	Sferra	Buck	Curtis	Larish	Gosewisch	Fox	Landry	Romine	G Bordes
3/5	East Carolina	17 (1)	1-0	Sferra	Buck	Curtis	Larish	Gosewisch	Sogard	Butler	Romine	Persichina
3/6	Ohio State	16 (2)	2-0	Sferra	Buck	Curtis	Larish	Gosewisch	Fox	Landry	Romine	G Bordes
3/11	LSU	18 (1)	0-1	Sferra	Buck	Larish	Gosewisch	Curtis	Fox	Laguna	Romine	Persichina
3/12	W. Illinois	19 (1)	1-0	Laguna	Buck	Curtis	Gosewisch	Larish	Fox	Butler	Dhaenens	Romine
3/13	W. Illinois	19 (2)	2-0	Laguna	Buck	Curtis	Gosewisch	Larish	Fox	Butler	Dhaenens	Romine
3/13	LSU	20 (1)	0-1	Landry	Buck	Curtis	Gosewisch	Fox	Larish	Zinicola	Biancamano	Romine
3/18	Oklahoma	21 (1)	1-0	Laguna	Buck	Larish	Gosewisch	Curtis	Fox	Dhaenens	Persichina	Romine
3/19	Oklahoma	22 (1)	1-0	Hooft	Buck	Gosewisch	Curtis	Fox	Larish	Zinicola	Laguna	Romine
3/20	Oklahoma	23 (1)	1-0	Laguna	Buck	Larish	Fox	Curtis	Gosewisch	Hooft	Zinicola	Romine
3/24	USC	24 (1)	0-1	Hooft	Buck	Curtis	Larish	Gosewisch	Laguna	Dhaenens	Persichina	Romine
3/25	USC	25 (1)	1-0	Hooft	Buck	Gosewisch	Larish	Curtis	Laguna	Dhaenens	Sferra	Romine
3/26	USC	26 (1)	1-0	Laguna	Buck	Gosewisch	Larish	Curtis	Hooft	Dhaenens	Sferra	Romine
4/1	Wright State	26 (2)	2-0	Laguna	Buck	Gosewisch	Larish	Curtis	Hooft	Dhaenens	Sferra	Romine
4/2	Wright State	26 (3)	3-0	Laguna	Buck	Gosewisch	Larish	Curtis	Hooft	Dhaenens	Sferra	Romine
4/3	Wright State	26 (4)	4-0	Laguna	Buck	Gosewisch	Larish	Curtis	Hooft	Dhaenens	Sferra	Romine
4/9	California	27 (1)	1-0	Laguna	Buck	Gosewisch	Larish	Curtis	Hooft	Dhaenens	Persichina	Sferra
4/9	California	27 (2)	1-1	Laguna	Buck	Gosewisch	Larish	Curtis	Hooft	Dhaenens	Persichina	Sferra
4/10	California	28 (1)	0-1	Laguna	Buck	Gosewisch	Larish	Curtis	Dhaenens	Hooft	Persichina	Sferra

Total Number of Different Batting Lineups: 28

Most Common Lineup by Batting Order: #26 (4 times)



Sun Devil Baseball 2005



Starting Lineups By Defensive Lineup

Date	Opponent	No. (Time)	Record	C	1B	2B	3B	SS	LF	CF	RF	DH
1/28	LBSU	1 (1)	0-1	Gosewisch	Persichina	Biancamano	Larish	Romine	Curtis	Sferra	Buck	Hooft
1/29	LBSU	2 (1)	1-0	Gosewisch	Persichina	Hooft	Larish	Romine	Curtis	Sferra	Buck	Zinicola
1/30	LBSU	2 (2)	1-1	Gosewisch	Persichina	Hooft	Larish	Romine	Curtis	Sferra	Buck	Zinicola
2/4	NMSU	3 (1)	1-0	Gosewisch	Larish	Biancamano	Hooft	Romine	Curtis	Sferra	Buck	Zinicola
2/5	Gonzaga	3 (2)	2-0	Gosewisch	Larish	Biancamano	Hooft	Romine	Curtis	Sferra	Buck	Zinicola
2/6	Oregon State	3 (3)	2-1	Gosewisch	Larish	Biancamano	Hooft	Romine	Curtis	Sferra	Buck	Zinicola
2/7	NMSU	4 (1)	1-0	Gosewisch	Larish	Persichina	Hooft	Romine	Curtis	Sferra	Buck	Laguna
2/12	South Alabama	4 (2)	2-0	Gosewisch	Larish	Persichina	Hooft	Romine	Curtis	Sferra	Buck	Laguna
2/12	Oklahoma	4 (3)	3-0	Gosewisch	Larish	Persichina	Hooft	Romine	Curtis	Sferra	Buck	Laguna
2/13	Gonzaga	5 (1)	0-1	Gosewisch	Larish	Persichina	Hooft	Romine	Curtis	Sferra	Buck	Biancamano
2/15	Arizona	3 (4)	2-2	Gosewisch	Larish	Biancamano	Hooft	Romine	Curtis	Sferra	Buck	Zinicola
2/18	Tulane	3 (5)	2-3	Gosewisch	Larish	Biancamano	Hooft	Romine	Curtis	Sferra	Buck	Zinicola
2/19	Tulane	6 (1)	0-1	Gosewisch	Larish	Persichina	Hooft	Romine	Curtis	Sferra	Buck	Zinicola
2/20	Tulane	7 (1)	0-1	Gosewisch	Larish	Persichina	Hooft	Romine	Curtis	Buck	Laguna	Fox
2/23	Arizona	8 (1)	0-1	Gosewisch	Larish	Persichina	Hooft	Romine	Curtis	Buck	Laguna	Zinicola
2/25	Baylor	9 (1)	1-0	Gosewisch	Larish	Persichina	Biancamano	Romine	Curtis	Sferra	Buck	Laguna
2/26	Baylor	10 (1)	1-0	Gosewisch	Larish	Persichina	Biancamano	Romine	Curtis	Sferra	Buck	Fox
2/27	Baylor	11 (1)	0-1	Gosewisch	Larish	Persichina	Sogard	Romine	Curtis	Sferra	Buck	Fox
3/4	North Carolina	12 (1)	1-0	Gosewisch	Larish	G. Bordes	Landry	Romine	Curtis	Sferra	Buck	Fox
3/5	East Carolina	13 (1)	1-0	Gosewisch	Larish	Persichina	Sogard	Romine	Curtis	Sferra	Buck	Butler
3/6	Ohio State	12 (2)	2-0	Gosewisch	Larish	G. Bordes	Landry	Romine	Curtis	Sferra	Buck	Fox
3/11	LSU	14 (1)	0-1	Gosewisch	Larish	Persichina	Buck	Romine	Sferra	Curtis	Laguna	Fox
3/12	W. Illinois	15 (1)	1-0	Gosewisch	Larish	Dhaenens	Buck	Romine	Butler	Curtis	Laguna	Fox
3/13	W. Illinois	15 (2)	2-0	Gosewisch	Larish	Dhaenens	Buck	Romine	Butler	Curtis	Laguna	Fox
3/13	LSU	16 (1)	0-1	Gosewisch	Zinicola	Biancamano	Landry	Romine	Larish	Curtis	Buck	Fox
3/18	Oklahoma	17 (1)	1-0	Gosewisch	Persichina	Dhaenens	Buck	Romine	Larish	Curtis	Laguna	Fox
3/19	Oklahoma	18 (1)	1-0	Gosewisch	Zinicola	Hooft	Buck	Romine	Larish	Curtis	Laguna	Fox
3/20	Oklahoma	18 (2)	2-0	Gosewisch	Zinicola	Hooft	Buck	Romine	Larish	Curtis	Laguna	Fox
3/24	USC	19 (1)	0-1	Gosewisch	Persichina	Dhaenens	Buck	Romine	Larish	Curtis	Laguna	Hooft
3/25	USC	20 (1)	1-0	Gosewisch	Larish	Dhaenens	Buck	Romine	Curtis	Sferra	Laguna	Hooft
3/26	USC	20 (2)	2-0	Gosewisch	Larish	Dhaenens	Buck	Romine	Curtis	Sferra	Laguna	Hooft
4/1	Wright State	20 (3)	3-0	Gosewisch	Larish	Dhaenens	Buck	Romine	Curtis	Sferra	Laguna	Hooft
4/2	Wright State	21 (1)	1-0	Gosewisch	Larish	Dhaenens	Buck	Romine	Hooft	Sferra	Laguna	Curtis
4/3	Wright State	20 (4)	4-0	Gosewisch	Larish	Dhaenens	Buck	Romine	Curtis	Sferra	Laguna	Hooft
4/9	California	22 (1)	1-0	Gosewisch	Larish	Dhaenens	Hooft	Persichina	Curtis	Sferra	Buck	Laguna
4/9	California	22 (2)	1-1	Gosewisch	Larish	Dhaenens	Hooft	Persichina	Curtis	Sferra	Buck	Laguna
4/10	California	22 (3)	1-2	Gosewisch	Larish	Dhaenens	Hooft	Persichina	Curtis	Sferra	Buck	Laguna

Total Number of Different Defensive Lineups: 22

Most Common Lineup by Defense: #3 (5 times)



Sun Devil Baseball 2005

Game-by-Game Capsules:

GAME 1

#14 Long Beach State 7, #9 SUN DEVILS 3

Jan. 28 at Packard Stadium

	<u>1</u>	<u>2</u>	<u>3</u>	<u>4</u>	<u>5</u>	<u>6</u>	<u>7</u>	<u>8</u>	<u>9</u>		<u>R</u>	<u>H</u>	<u>E</u>
LBSU	2	0	1	0	1	0	0	1	2	-	7	10	0
ASU	0	0	0	2	0	1	0	0	0	-	3	11	3

W: Ramos (1-0); L: Averill (0-1); S: Jamison (1)

HR: None

Time: 3:51 Attendance: 4,783 Record: 0-1

HIGHLIGHTS: A two-out, two-run double by designated hitter Evan Longoria in the top of the first inning gave No. 14 Long Beach State a lead they would never relinquish in a season-opening 7-3 victory over No. 9 Arizona State University in front of 4,783 fans Friday night at Packard Stadium. ASU out-hit the 49ers 11-10, but the defense committed costly errors in the loss. Sophomore left fielder Colin Curtis led the offense going 3-for-4 with a two-run triple. Sophomore lefty Erik Averill was saddled with the loss giving up four runs and nine hits in four innings.

GAME 2

#9 SUN DEVILS 8, #14 Long Beach State 6

Jan. 29 at Packard Stadium

	1	2	3	4	5	6	7	8	9		R	H	E
LBSU	0	0	1	2	2	0	0	1	0	-	6	13	3
ASU	0	1	0	0	1	2	0	3	x	-	8	11	0

W: Zinicola (1-0); L: Liebel (0-1); S: None

HR: None

Time: 3:36 Attendance: 2,926 Record: 1-1

HIGHLIGHTS: Freshman center fielder J.J. Sferra singled home the game-winning run in the bottom of the eighth inning to lead the No. 9 Sun Devils to a 8-6 come-from-behind victory over No. 14 Long Beach State in a non-conference game Saturday afternoon at Packard Stadium. The Devils (1-1) trailed Long Beach State (1-1) 5-1 heading into their half of the fifth inning before mother nature halted the game for over an hour with rain and thunder storms passing through the East Valley. ASU scored a single tally right out of the gates in the fifth and then tied the game with a three-run sixth inning. Sferra's game-winning single was part of a three-run eighth inning. Zechry Zinicola picked up the win with 1.1 scoreless innings. Senior transfer Joey Hooft led the Sun Devil offense going 3-for-4 with two runs scored, one RBI and a stolen base.

GAME 3

#14 Long Beach State 11, #9 SUN DEVILS 1

Jan. 30 at Packard Stadium

	1	2	3	4	5	6	7	8	9		R	H	E
LBSU	0	0	3	0	0	0	3	0	5	-	11	16	0
ASU	0	0	0	1	0	0	0	0	0	-	1	9	1

W: Estrada (1-0); L: Bordes (0-1); S: None

HR: Sindlinger (1)

Time: 3:24 Attendance: 2,823 Record: 1-2

HIGHLIGHTS: The ninth-ranked Arizona State University baseball team dropped the final game of a season-opening three-game series against No. 14 Long Beach State, 11-1, Sunday afternoon in non-conference action at Packard Stadium. ASU starter Brett Bordes was saddled with the tough luck loss giving up three unearned runs in four innings of work. The junior lefty struck out four and did not allow a walk in his 2005 debut. ASU designated hitter Zechry Zinicola and senior catcher Tuffy Gosewisch each recorded two hits for the Sun Devils. Junior preseason All-American Travis Buck went 1-for-4 with a double and finished the week-end 5-for-12 (.417).

GAME 4

#9 SUN DEVILS 12, NMSU 0

Feb. 4 at Packard Stadium

	1	2	3	4	5	6	7	8	9		R	H	E
NMSU	0	0	0	0	0	0	0	0	0	-	0	7	2
ASU	0	1	2	0	2	4	0	3	x	-	12	15	0

W: Averill (1-1); L: Conner (0-1); S: None

HR: None

Time: 2:47 Attendance: 2,163 Record: 2-2

HIGHLIGHTS: Arizona State junior starting pitcher Erik Averill struck out a career high 14 batters in a complete-game shutout to lead the No. 9 Sun Devils to a commanding 12-0 victory over New Mexico State Friday evening at Packard Stadium in the third game of the Bob Schaefer Memorial Tournament. Senior first baseman Jeff Larish added four hits and four RBI as the Sun Devils improved to 2-2 on the season and 1-0 in tournament action. Joey Hooft, Tuffy Gosewisch and Travis Buck all added two hits apiece as the Devils recorded a season high with 15 hits.

GAME 5

#9 SUN DEVILS 10, Gonzaga 8

Feb. 5 at Packard Stadium

	<u>1</u>	<u>2</u>	<u>3</u>	<u>4</u>	<u>5</u>	<u>6</u>	<u>7</u>	<u>8</u>	<u>9</u>		<u>R</u>	<u>H</u>	<u>E</u>
GU	0	0	1	2	0	0	0	2	3	-	8	11	0
ASU	0	3	0	1	4	1	1	0	x	-	10	14	4

W: Urquidez (1-0); L: Bryner (0-1); S: Zinicola (1)

HR: Thibault (1)

Time: 3:24 Attendance: 2,073 Record: 3-2

HIGHLIGHTS: Arizona State freshmen Vinny Biancamano and Andrew Romine each recorded three hits and sophomore closer Zechry Zinicola recorded his first save of the season by holding off a late rally to lead the No. 9 Sun Devils to a 10-8 victory over Gonzaga Saturday afternoon at Packard Stadium. Senior starting pitcher Jason Urquidez gave up six hits and five runs (four earned) in seven-plus innings. Biancamano and Romine were part of a 14-hit attack that saw five players record multi-hit games. Freshman teammate J.J. Sferra added two hits as the No. 7-8-9 hitters in the ASU lineup combined to go 8-for-11 with three doubles and five RBI. Sophomore left fielder Colin Curtis went 2-for-4 with three RBI and senior catcher Tuffy Gosewisch was 2-for-4 with two RBI.

GAME 6

Oregon State 12, #9 SUN DEVILS 6

Feb. 6 at Packard Stadium

	<u>1</u>	<u>2</u>	<u>3</u>	<u>4</u>	<u>5</u>	<u>6</u>	<u>7</u>	<u>8</u>	<u>9</u>		<u>R</u>	<u>H</u>	<u>E</u>
OSU	0	2	0	1	8	0	1	0	0	-	12	15	1
ASU	0	4	1	0	0	0	0	1	0	-	6	8	5

W: Gunderson (1-0); L: Bordes (0-2); S: None

HR: Anderson (1), Gosewisch (1)

Time: 3:16 Attendance: 2,099 Record: 3-3

HIGHLIGHTS: An eight-run fifth inning by Oregon State and five errors cost the No. 9 Arizona State Sun Devils proved costly in a 12-6 non-conference loss to the Beavers Sunday afternoon at Packard Stadium in the fourth day of the Bob Schaefer Memorial Baseball Tournament. Despite committing four errors in the first three innings, the Sun Devils still held a 5-2 lead. After a single tally in the fourth, OSU sent 11 batters to the plate and hit five doubles in the eight-run fifth to put the game out of reach. Lead-off hitter Colin Curtis was the only Sun Devil to record a multi-hit game, going 2-for-5 with one RBI to extend his hitting streak to seven games dating back to the end of the 2004 season. Senior catcher Tuffy Gosewisch went 1-for-4 with ASU's first home run of the season. Freshman shortstop Andrew Romine went 1-for-2 to extend his hitting streak to five games.

GAME 7

#12 SUN DEVILS 11, NMSU 10

Feb. 7 at Packard Stadium

	<u>1</u>	<u>2</u>	<u>3</u>	<u>4</u>	<u>5</u>	<u>6</u>	<u>7</u>	<u>8</u>	<u>9</u>		<u>R</u>	<u>H</u>	<u>E</u>
NMSU	1	1	0	1	0	0	0	4	3	-	10	9	1
ASU	2	2	1	0	0	0	0	3	3	-	11	15	2

W: Zinicola (2-0); L: Gausman (0-1); S: None

HR: Harvey (2)

Time: 3:30 Attendance: 2,547 Record: 4-3

HIGHLIGHTS: Colin Curtis hit a walk-off single to score J.J. Sferra with the game-winning run to cap a three-run ninth inning as the No. 12 Sun Devils pulled off a wild 11-10 victory over New Mexico State Monday evening at Packard Stadium in the final game of the Bob Schaefer Memorial Tournament. The ninth-inning rally was a fitting end to a game that saw ASU lead 5-3 after seven innings and featured four lead changes over the final two innings. The Aggies scored four runs in the top of the eighth to grab a 7-5 lead, but the Sun Devils answered with three runs in the bottom of the eighth to regain the lead at 8-7. Senior third baseman Joey Hooft appeared to have the game-winning hit with a two-run double, staking the Devils to an 8-7 lead. Not to be outdone, New Mexico State left fielder Adam Harvey hit a three-run home run with two outs in the top of the ninth inning off ASU closer Zechry Zinicola to give NMSU a 10-8 lead. Tuffy Gosewisch fueled the ninth-inning heroics with a leadoff double off the right field wall. After a single by redshirt freshman Rocky Laguna, Gosewisch pulled the Devils to within one run when he scored on a wild pitch. Down to their last out after consecutive strikeouts by Joe Persichina and Seth Dhaenens, Sferra responded after being down in the count 1-2 with a clutch single up the middle to score Laguna with tying run. Sferra stole second base and scored the winner when Curtis drilled a full-count slider from NMSU closer Brian Gausman into left field to end the game. Gosewisch went 3-for-5 with three doubles and two RBI and Laguna went 3-for-5 with four stolen bases in his first career start.

GAME 8

#12 SUN DEVILS 7, South Alabama 2

Feb. 12 at Surprise Stadium

	1	2	3	4	5	6	7	8	9		R	H	E
USA	0	0	0	0	0	0	0	0	2	-	2	5	0
ASU	0	1	0	0	5	0	1	0	x	-	7	10	2

W: Averill (2-1); L: Walters (0-1); S: None

HR: Larish (1)

Time: 2:24 Attendance: 1,003 Record: 5-3

HIGHLIGHTS: Erik Averill threw his second consecutive complete-game to lead the No. 12 Sun Devils to a 7-2 victory over South Alabama in the first game of the Coca-Cola Spring Training Classic at Surprise Stadium. Preseason All-Americans Jeff Larish and Travis Buck each went 2-for-4 with two RBI and Larish added his first home run of the season to lead the ASU offense that registered 10 hits. Six of ASU's seven runs came with two outs on the scoreboard, including all runs in the season-high five-run fifth. Joey Hooft also added two hits in the victory. Averill scattered five hits and allowed only one earned run while striking out eight and walking only one.

GAME 9

#12 SUN DEVILS 7, Oklahoma 5

Feb. 12 at Surprise Stadium

	<u>1</u>	<u>2</u>	<u>3</u>	<u>4</u>	<u>5</u>	<u>6</u>	<u>7</u>	<u>8</u>	<u>9</u>		<u>R</u>	<u>H</u>	<u>E</u>
OKLA	1	0	0	0	0	4	0	0	0	-	5	11	1
ASU	3	0	0	0	2	2	0	0	x	-	7	12	1

W: Barnette (1-0); L: Patterson (0-1); S: None

HR: Larish (2)

Time: 3:21 Attendance: 678 Record: 6-3

HIGHLIGHTS: Jeff Larish went 2-for-4 with four RBI and junior reliever Tony Barnette allowed one hit in 3.2 shutout innings to lead the No. 12 Sun Devils to a 7-5 victory over Oklahoma at Surprise Stadium to conclude the first day of the Coca-Cola Spring Training Classic. Barnette came out of the bullpen in relief of starter Jason Urquidez and reliever Pat Bresnahan with the go-ahead run on third base, but got two quick strikeouts to keep the game tied. He went on to strike out five and walk only one in 3.2 innings to pick up his first win as a Sun Devil. Urquidez scattered nine hits and gave up five runs (four earned) in 5.1 innings to record the no-decision. Larish went 2-for-4 and ended the day 4-for-8 with six RBI and a pair of home runs. Sophomore leadoff hitter Colin Curtis was 2-for-5 with two runs scored and an RBI and sophomore second baseman Joe Persichina went 2-for-4 for his first multi-hit performance of the year.

GAME 10

Gonzaga 2, #12 SUN DEVILS 0

Feb. 13 at Surprise Stadium

	<u>1</u>	<u>2</u>	<u>3</u>	<u>4</u>	<u>5</u>	<u>6</u>	<u>7</u>	<u>8</u>	<u>9</u>		<u>R</u>	<u>H</u>	<u>E</u>
GU	0	0	0	1	1	0	0	0	0	-	2	6	0
ASU	0	0	0	0	0	0	0	0	0	-	0	4	3

W: Donovan (1-1); L: Zinicola (2-1); S: Albrecht (1)

HR: None

Time: 2:15 Attendance: 456 Record: 6-4

HIGHLIGHTS: Gonzaga starting pitcher Patrick Donovan threw seven shutout innings to make a pair of unearned runs standup in a 2-0 upset of No. 12 Arizona State Sun Devils on Sunday afternoon in the final game of the Coca-Cola Spring Training Classic at Surprise Stadium. ASU sophomore Zechry Zinicola made his first start of the year and was saddled with the tough-luck loss. Zinicola gave up only three hits and two unearned runs in 4.1 innings. He struck out four and walked only one to fall to 2-1 on the season. Junior left-hander Brett Bordes dominated in his first relief appearance of the year with 4.2 scoreless innings. He scattered three hits and struck out three to keep ASU close. Second baseman Joe Persichina recorded two of ASU's four hits with his second consecutive multi-hit game.



Sun Devil Baseball 2005

Game-by-Game Capsules:

GAME 11

#9 Arizona 7, #11 SUN DEVILS 6

Feb. 15 at Kindall Field at Sancet Stadium

	1	2	3	4	5	6	7	8	9	10	11	12	13	14	R	H	E
ASU	1	2	0	1	1	0	0	0	0	0	0	0	0	1	-	6	113
UA	1	0	0	0	0	1	3	0	0	0	0	0	0	2	-	7	122

W: Koons (1-0); L: Marotz (0-1); S: None

HR: Van Houten (1), Brown (3)

Time: 5:13 Attendance: 1,310 Record: 6-5

HIGHLIGHTS: Arizona first baseman Jordan Brown hit a two-out, two-run walk-off home run in the bottom of the 14th inning to give the No. 9 Wildcats a dramatic 7-6 victory over No. 12 Arizona State at Kindall Field at Sancet Park. The Sun Devils pulled ahead with a two-out, bases loaded walk to Joe Persichina in the top of the 14th before the Wildcats staged the two-out rally. Jeff Van Houten laced a single up the middle and Brown followed drilling a 2-1 fastball from Ty Marotz over the right field fence for the game to give UA the victory. The heart-breaking loss spoiled a pair of solid pitching performances from Tony Barnette and Pat Bresnehan. Making his first career start, Barnette scattered five hits and two runs in 5.1 innings. Bresnehan tied a career high with seven strikeouts in the longest outing of his career (5.1 IP). Left fielder Colin Curtis went 4-for-6 to lead the Sun Devil offense.

GAME 12

#1 Tulane 8, #11 SUN DEVILS 2

Feb. 18 at Turchin Stadium

FEB. 18 at Archery Stadium													
	1	2	3	4	5	6	7	8	9		R	H	E
ASU	0	0	0	0	1	0	0	1	0	-	2	6	2
TUL	3	0	0	0	4	1	0	0	x	-	8	10	1

W: Boguevic (2-0); L: Urquidez (1-1); S: Mohl (1)

HR: Southard (2)

Time: 3:05 Attendance: 3,784 Record: 6-6

HIGHLIGHTS: The top-ranked Tulane Green Wave score three innings in the first inning and never looked back in a 8-2 victory over No. 11 Arizona State University Friday evening in non-conference action at Turchin Stadium. ASU starter Jason Urquidez took the loss giving up seven runs (six earned) and tied a career high with six walks in five innings. Despite striking out a season high seven batters, Urquidez fell to 1-1 on the year. Junior Kevin Dryanski allowed one run and struck out two over the final three innings. Colin Curtis led the Sun Devils at the plate going 2-for-3 for his team-leading seventh multi-hit game of the year.

GAME 13

#1 Tulane 7, #11 SUN DEVILS 2

Feb. 19 at Zephyr Field

	1	2	3	4	5	6	7	8	9		R	H	E
ASU	0	0	2	0	0	0	0	0	0	-	2	10	1
TUL	0	0	2	0	0	5	0	0	x	-	7	13	0

W: Owings (1-0); L: Averill (2-2); S: None

HR: None

Time: 2:41 Attendance: 7,435 Record: 6-7

HIGHLIGHTS: Tulane starting pitcher Micah Owings worked eight strong innings and helped his own cause at the plate with a two-run double to lift the No. 1 Green Wave to a series-clinching 7-2 victory over No. 11 Arizona State Saturday afternoon in front of 7,435 fans at Zephyr Field. Owings earned the win on the mound to improve to 1-0 on the season and finished 1-for-2 at the plate with two runs scored and two RBI. Junior Erik Averill was saddled with the loss for ASU giving up five runs in five innings. Senior catcher Tuffy Gosewisch led the ASU offense going 3-for-4 with two RBI to extend his career-high hitting streak to 11 games.

GAME 14

#1 Tulane 9, #11 SUN DEVILS 3

Feb. 20 at Turchin Stadium

	<u>1</u>	<u>2</u>	<u>3</u>	<u>4</u>	<u>5</u>	<u>6</u>	<u>7</u>	<u>8</u>	<u>9</u>		<u>R</u>	<u>H</u>	<u>E</u>
ASU	0	0	0	0	3	0	0	0	0	-	3	8	1
TUL	0	0	4	2	0	0	0	3	x	-	9	10	0

W: Crowel (2-0); L: Bresnehan (0-1); S: None

HR: Fox (1), Barket (1), Manzella (1)

Time: 2:45 Attendance: 3,085 Record: 6-8

HIGHLIGHTS: Tulane right fielder Matt Barket hit a grand slam home run to lead the top-ranked Green Wave to a 9-3 victory to clinch a non-conference series sweep over No. 11 Arizona State in front of 3,085 fans Sunday afternoon at Turchin Stadium. Jeff Larish led the Sun Devils going 2-for-4 with a pair of doubles. Rocky Laguna went 1-for-3 with a RBI double and freshman Willy Fox hit a two-run home run in his first career start

GAME 15

#7 Arizona 11, SUN DEVILS 5

Feb. 23 at Kindall Field at Sancet Stadium

	<u>1</u>	<u>2</u>	<u>3</u>	<u>4</u>	<u>5</u>	<u>6</u>	<u>7</u>	<u>8</u>	<u>9</u>		<u>R</u>	<u>H</u>	<u>E</u>
ASU	0	0	0	1	1	2	0	1	0	-	5	9	2
UA	3	2	0	2	1	0	0	3	x	-	11	17	0

W: Berger (2-0); L: Barnette (1-1); S: Melancon (1)

HR: Larish (2), Frey (1), Hundley (4), Boyer (1)

Time: 3:18 Attendance: 1,714 Record: 6-9

HIGHLIGHTS: Arizona State senior All-American Jeff Larish hit a pair of solo home runs, but it wasn't enough as the Sun Devils dropped their sixth straight game in a 11-5 non-conference loss to No. 7 Arizona Wednesday evening at Kindall Field at Sancet Park. Arizona scored nine of its 11 runs with two outs on the scoreboard. Larish went 2-for-3 and Joe Persichina (2-for-4) and Tuffy Gosewisch (2-for-4) each added multi-hit games. Junior Tony Barnette took the loss giving up six hits and five runs in 1.2 innings. Arizona center fielder Chris Frey went 3-for-5 with three runs and three RBI while falling a double short of hitting for the cycle.

GAME 16

SUN DEVILS 5, #8 Baylor 3

Feb. 25 at Packard Stadium

	1	2	3	4	5	6	7	8	9		R	H	E
BU	0	0	0	0	1	0	2	0	0	-	3	10	3
ASU	0	0	0	1	0	0	4	0	x	-	5	5	2

W: Urquidez (2-1); L: Taylor (2-1); S: None

HR: Buck (1)

Time: 2:43 Attendance: 2,627 Record: 7-9

HIGHLIGHTS: Arizona State junior right fielder Travis Buck connected on a game-winning grand slam home run in the bottom of the seventh inning to give the Sun Devils a 5-3 come-from-behind victory over No. 8 Baylor. The victory snapped a school-record-tying six-game losing streak. Jason Urquidez picked up the win with three dominating innings out of the bullpen. He improved to 2-1 on the season allowing only one hit and striking out four in his fifth career relief appearance. Sophomore starter Zechry Zimicola gave a quality start allowing three runs (two earned) and struck out a career-high six in six innings. Buck (2-for-4) and J.J. Sferri (2-for-3) accounted for four of ASU's five hits.

GAME 17

SUN DEVILS 12, #8 Baylor 4

Feb. 26 at Packard Stadium

	1	2	3	4	5	6	7	8	9		R	H	E
BU	0	0	0	1	2	0	1	0	0	-	4	8	2
ASU	2	0	1	2	3	0	1	3	x	-	12	16	1

W: Bordes (1-2); L: VanAllen (2-1); S: None

HR: Fox (2), Reynolds (3)

Time: 3:16 Attendance: 2,603 Record: 8-9

HIGHLIGHTS: Arizona State junior right fielder Travis Buck continued his hot hitting going 4-for-5 and freshman designated hitter Willy Fox went 2-for-4 with four RBI to lead the Sun Devils to a 12-4 victory over No. 8 Baylor. The Sun Devils recorded its best offensive performance of the season with 16 hits and 12 runs en route to securing the series victory over the nationally ranked Bears. Continuing a stretch of nine straight games against top 10 teams, ASU improved to 8-9 on the season and 3-7 against ranked opponents. Buck led five players with multi-hit games for the Sun Devils. Fox earned his second career start and responded hitting his second home run of the season. Colin Curtis also had a solid game going 3-for-3 with three RBI and two runs scored.

GAME 18

#8 Baylor 8, SUN DEVILS 7 (10 innings)

Feb. 27 at Packard Stadium

	<u>1</u>	<u>2</u>	<u>3</u>	<u>4</u>	<u>5</u>	<u>6</u>	<u>7</u>	<u>8</u>	<u>9</u>	<u>10</u>		<u>R</u>	<u>H</u>	<u>E</u>
BU	0	0	2	0	2	0	0	0	1	3	-	8	10	1
ASU	4	1	0	0	0	0	0	0	0	2	-	7	9	5

W: LaMotta (2-0); L: Urquidez (2-2); S: Woody (3)

HR: Fox (3), Reynolds (4)

Time: 3:39 Attendance: 2,799 Record: 8-10

HIGHLIGHTS: The No. 8 Baylor Bears capitalized on four Arizona State errors over the last three innings and held off a furious rally to salvage the final game of a three-game non-conference series with a 8-7 victory in 10 innings. Baylor took the lead with three unearned runs in the top of the 10th and held off a late ASU rally to avoid the series sweep.

GAME 19

SUN DEVILS 4, #4 North Carolina 3 (11)

Mar. 4 at Clark-LeClair Stadium

	<u>1</u>	<u>2</u>	<u>3</u>	<u>4</u>	<u>5</u>	<u>6</u>	<u>7</u>	<u>8</u>	<u>9</u>	<u>10</u>	<u>11</u>		<u>R</u>	<u>H</u>	<u>E</u>
UNC	0	0	0	0	0	3	0	0	0	0	0	-	3	3	3
ASU	0	1	0	0	0	0	2	0	0	0	1	-	4	8	1

W: Urquidez (3-2); L: Phillips (0-1); S: None

HR: Webb (2), Flack (2)

Time: 3:49 Attendance: 4,410 Record: 9-10

HIGHLIGHTS: Jason Urquidez struck out nine in 5.1 scoreless innings and sophomore left fielder Colin Curtis scored on a bases loaded wild pitch in the bottom of the 11th inning to lead the Sun Devils to a 4-3 victory over No. 4 North Carolina Friday evening at Clark-LeClair Stadium. Curtis reached base for the sixth time in the game on a fielding error by UNC shortstop Josh Horton with two outs in the 11th. Curtis stole second base and then senior first baseman Jeff Larish was intentionally walked and catcher Tuffy Gosewisch was hit by a pitch to load the bases. Curtis crossed the plate with the winning run on the wild pitch on reliever Bryan Phillips' first offering to pinch-hitter Rocky Laguna. Urquidez dominated out of the bullpen with a season-high nine strikeouts while not allowing a hit in 5.1 scoreless frames. Starter Zechry Zimicola was solid in his third start of the season, scattering three hits and three runs in 5.2 innings. He struck out five and walked four to remain 2-1 on the season. Travis Buck and J.J. Sferri were each 2-for-6 to lead the Sun Devil offense.

GAME 20

SUN DEVILS 10, East Carolina 3

Mar. 5 at Clark-LeClair Stadium

	<u>1</u>	<u>2</u>	<u>3</u>	<u>4</u>	<u>5</u>	<u>6</u>	<u>7</u>	<u>8</u>	<u>9</u>		<u>R</u>	<u>H</u>	<u>E</u>
ASU	5	0	2	3	0	0	0	0	0	-	10	5	1
ECU	1	0	0	0	0	0	2	0	0	-	3	7	2

W: Averill (3-2); L: Flye (3-1); S: None

HR: Larish (5), Gosewisch (2), Richardson (2)

Time: 3:04 Attendance: 5,023 Record: 10-10

HIGHLIGHTS: Arizona State senior catcher Tuffy Gosewisch went 2-for-4 with four RBI leading the Sun Devils to a 10-3 victory over East Carolina on a chilly Saturday evening during the second day of the Keith LeClair Classic at Clark LeClair Stadium. The Sun Devils scored five runs in the opening frame and added a two-run home run from Gosewisch in the third and a three-run home run from senior first baseman Jeff Larish in the fourth to account for all the scoring. Junior starting pitcher Erik Averill worked 6.1 strong innings giving up three runs (two earned) and six hits to improve to 3-2 on the season. He struck out three and walked a season-high four. Junior Tony Barnette closed out the victory with 2.2 scoreless frames.

GAME 21

SUN DEVILS 3, Ohio State 0

Mar. 6 at Clark-LeClair Stadium

	<u>1</u>	<u>2</u>	<u>3</u>	<u>4</u>	<u>5</u>	<u>6</u>	<u>7</u>	<u>8</u>	<u>9</u>		<u>R</u>	<u>H</u>	<u>E</u>
OSU	0	0	0	0	0	0	0	0	0	-	0	6	1
ASU	0	0	0	0	1	0	0	2	x	-	3	8	3

W: Bresnehan (1-1); L: DeLucia (0-1); S: Bordes (1)

HR: None

Time: 2:37 Attendance: 3,368 Record: 11-10

HIGHLIGHTS: Sophomore starting pitcher Pat Bresnehan and junior reliever Brett Bordes combined on a six-hit shutout in leading the Sun Devils to a 3-0 victory over Ohio State in the final day of the Keith LeClair Classic at Clark-LeClair Stadium. The Sun Devils extended their season high winning streak to three games to improve to 11-10 overall and have won five of their last six games. Bresnehan scattered five hits in six shutout innings to earn the victory and improve to 1-1 on the season. Bordes gave up one hit over the final three innings to seal the win and earn his first save of the year. ASU junior right fielder Travis Buck went 2-for-4 with a double and one RBI and freshman designated hitter Willy Fox went 1-for-4 with a two-run single.



Sun Devil Baseball 2005

Game-by-Game Capsules:

GAME 22

#5 LSU 6, SUN DEVILS 5

March 11 at Alex Box Stadium

	<u>1</u>	<u>2</u>	<u>3</u>	<u>4</u>	<u>5</u>	<u>6</u>	<u>7</u>	<u>8</u>	<u>9</u>		<u>R</u>	<u>H</u>	<u>E</u>
ASU	0	3	0	0	0	0	0	2	0	-	5	9	0
LSU	1	0	3	2	0	0	0	0	x	-	6	10	1

W: Mestepey (4-1); L: Zinicola (2-2); S: Dirks (1)

HR: Stewart (1)

Time: 2:40 Attendance: 7,298 Record: 11-11

HIGHLIGHTS: LSU senior starting pitcher Lane Mestepey scattered nine hits in eight solid innings and normal weekend starter Clay Dirks threw a scoreless ninth inning to lead the fifth-ranked Tigers to a 6-5 victory over Arizona State Friday night in front of 7,298 at Alex Box Stadium. ASU sophomore Zechry Zinicola was tagged for six runs and seven hits in three and one-third innings to record the loss. He battled control problems with three walks, two of which came around to score, and struck out one. The bullpen continued its recent dominance as Brett Bordes, Quentin Andes and Kevin Dryanski combined for 5.2 scoreless innings. Rocky Laguna led the Sun Devils at the plate going 2-for-4 with two RBI and shortstop Andrew Romine was 2-for-3.

GAME 23

SUN DEVILS 19, Western Illinois 1

March 12 at Alex Box Stadium

	<u>1</u>	<u>2</u>	<u>3</u>	<u>4</u>	<u>5</u>	<u>6</u>	<u>7</u>	<u>8</u>	<u>9</u>		<u>R</u>	<u>H</u>	<u>E</u>
WIU	0	0	0	0	1	0	0	0	0	-	1	8	5
ASU	1	4	0	4	2	4	3	1	x	-	19	23	1

W: Averill (4-2); L: Navin (0-2); S: Garrison (1)

HR: Larish 2 (7), Zinicola (1)

Time: 2:50 Attendance: 375 Record: 12-11

HIGHLIGHTS: Arizona State junior third baseman Travis Buck and freshman designated hitter Willy Fox each recorded four hits as the Sun Devils recorded season highs with 23 hits and 19 runs in a 19-1 victory over Western Illinois. Buck went 4-for-6 with four runs scored, two triples and four RBI to extend his season-high hitting streak to eight games. Fox recorded a career-high four hits by going 4-for-5 with two doubles and three runs scored. Senior first baseman Jeff Larish went 3-for-6 with a pair of home runs and five RBI. Seven Sun Devils in all recorded multi-hit games, including a 3-for-4 performance from leadoff hitter Rocky Laguna and the first two career hits from freshman reserve catcher Austin Stockfisch.

GAME 24

SUN DEVILS 30, Western Illinois 13

March 13 at Alex Box Stadium

	<u>1</u>	<u>2</u>	<u>3</u>	<u>4</u>	<u>5</u>	<u>6</u>	<u>7</u>	<u>8</u>	<u>9</u>		<u>R</u>	<u>H</u>	<u>E</u>
ASU	3	2	3	4	0	0	3	0	15	-	30	35	2
WIU	2	2	0	3	0	0	0	0	6	-	13	18	3

W: Satow (1-0); L: Kohorst (3-3); S: None

HR: Larish 2 (9), Gosewisch (3), Fox (4), Dhaenens (1)

Time: 3:44 Attendance: 175 Record: 13-11

HIGHLIGHTS: Led by six hits from junior Travis Buck and a pair of home runs from senior Jeff Larish, the Arizona State Sun Devils set a school record with 35 hits in a 30-13 victory over Western Illinois. In addition to setting the school record for hits in a game (35), the Sun Devils also set school records for total bases (57), most runs in an inning (15 in the 9th), hits in an inning (16 in the ninth) and tied for fourth in runs scored. Travis Buck went 6-for-8 with three RBI and senior Jeff Larish belted two home runs for the second consecutive game and went 4-for-6 while tying a school record with six runs scored. Rocky Laguna (3-for-4), Colin Curtis (2-for-8), Austin Stockfisch (2-for-2), Willy Fox (3-for-5, HR, 5 R, 3 RBI), Seth Dhaenens (3-for-5, 4 R, HR, 6 RBI) and Andrew Romine (5-for-5, 4 RBI) also contributed multi-hit performances in the record-breaking offensive contest. Fox also added his fourth home run of the season and went 3-for-3 with a double, single and home run in the 15-run ninth inning. Senior catcher Tuffy Gosewisch blasted his third of the year with a two-run shot to left field in the first inning and redshirt sophomore Seth Dhaenens hit his first career home run while going 3-for-5 with six RBI. Freshman left-hander Josh Satow earned the win in his collegiate debut allowing nine hits and nine runs (six earned) in 5.0 innings out of the bullpen. Junior starter Tony Barnette didn't last past the second inning giving up four runs on seven hits in just 1.2 innings.

GAME 25

#5 LSU 20, SUN DEVILS 3

March 13 at Alex Box Stadium

	<u>1</u>	<u>2</u>	<u>3</u>	<u>4</u>	<u>5</u>	<u>6</u>	<u>7</u>	<u>8</u>	<u>9</u>		<u>R</u>	<u>H</u>	<u>E</u>
ASU	2	0	0	0	0	1	0	0	0	-	3	6	3
LSU	4	0	0	12	1	2	0	1	x	-	20	20	1

W: Smith (4-1); L: Bresnahan (1-2); S: None

HR: Gosewisch (4), Gill (2), Patterson 2 (6), Harris, C. (3), Stavinoha (4), Liuzza (2)

Time: 2:54 Attendance: 7,422 Record: 13-12

HIGHLIGHTS: Led by a grand slam home run from third baseman Blake Gill, the fifth-ranked LSU Tigers hit four consecutive home runs as part of a 12-run fourth inning to overpower visiting Arizona State 20-3. Just a few hours after setting several offensive records in a 30-13 victory over Western Illinois, it was the Tigers that exploded for 20 hits, including six home runs and 11 extra base hits. The 12-run fourth inning marked the second most runs ASU has given up in an inning in school history. The 20 runs given up also rank tied for seventh in the record books. After recording a school-record 35 hits earlier in the afternoon, the Sun Devil bats fell silent with only six hits. Senior catcher Tuffy Gosewisch (Scottsdale, Ariz.) went 1-for-4 with two RBI and a solo home run.

GAME 26

SUN DEVILS 5, Oklahoma 4

March 18 at Packard Stadium

	<u>1</u>	<u>2</u>	<u>3</u>	<u>4</u>	<u>5</u>	<u>6</u>	<u>7</u>	<u>8</u>	<u>9</u>		<u>R</u>	<u>H</u>	<u>E</u>
OU	0	0	0	1	3	0	0	0	0	-	4	6	2
ASU	0	2	1	1	0	0	0	0	1	-	5	10	1

W: Urquidez (4-2); L: Brownell (0-1); S: None

HR: Larish (10)

Time: 3:17 Attendance: 3,516 Record: 14-12

HIGHLIGHTS: Jeff Larish hit a walk-off solo home run with one out in the bottom of the ninth inning to lift the Sun Devils to a 5-4 victory over the University of Oklahoma Friday night in front of 3,516 fans at Winkles Field at Packard Stadium. Larish finished 2-for-3 with two walks and hit his NCAA-leading 10th home run of the year to give the Sun Devils their eighth win in the last 11 games, improving to 14-12 overall. Jason Urquidez earned the win giving up two hits in 1.1 scoreless frames to improve to 4-2 on the season. Junior reliever Tony Barnett kept the Sun Devils in the game with four strikeouts in 2.2 scoreless frames. Larish notched his ninth multi-hit game of the year and was one of four Sun Devils to register a pair of hits in the victory. Junior pre-season All-American Travis Buck continued his hot hitting going 2-for-5 with an RBI and center fielder Colin Curtis and first baseman Joe Persichina each had two hits.

GAME 27

SUN DEVILS 5, Oklahoma 1

March 19 at Packard Stadium

	1	2	3	4	5	6	7	8	9		R	H	E
OU	1	0	0	0	0	0	0	0	0	-	1	5	2
ASU	0	3	1	0	0	0	1	0	x	-	5	6	2

W: Averill (5-2); L: Sandoval (1-1); S: None

HR: None

Time: 2:36 Attendance: 2,915 Record: 15-12

HIGHLIGHTS: Erik Averill allowed one unearned run in his third complete game of the year to lead the Sun Devils to a 5-1 victory over Oklahoma. Averill scattered five hits (all singles) and had only one ball reach the outfield in his third complete-game effort of the season. He improved to 5-2 on the season by striking out seven and walking two while allowing only an unearned run in the top of the first inning. The junior lefty lowered his season ERA to 2.75. The Sun Devils out-hit OU 6-5 with junior third baseman Travis Buck and sophomore center fielder Colin Curtis each recording two hits. Buck went 2-for-4 with a triple and has now recorded at least one hit in 11 of his last 12 games. The converted outfielder was also flawless in the field with seven assists. OU junior RHP P.J. Sandoval suffered the loss.

GAME 28

SUN DEVILS 6, Oklahoma 5

March 20 at Packard Stadium

	<u>1</u>	<u>2</u>	<u>3</u>	<u>4</u>	<u>5</u>	<u>6</u>	<u>7</u>	<u>8</u>	<u>9</u>		<u>R</u>	<u>H</u>	<u>E</u>
OU	0	2	0	1	0	0	0	2	0	-	5	9	4
ASU	1	0	0	1	1	0	3	0	x	-	6	9	0

W: Barnette (2-1); L: McCutchen (1-2); S: Urquidez (1)

HR: Gosewisch (5), Buck (2)

Time: 3:28 Attendance: 3,375 Record: 16-12

HIGHLIGHTS: A bases loaded, three-run double by senior second baseman Joey Hooft that was lost in the sun by Oklahoma center fielder Jeff Scuderi led the Arizona State Sun Devils to a series sweeping 6-5 victory over the Sooners Sunday afternoon in front of 3,375 at Winkles Field at Packard Stadium. With the game tied at 3-3 and the bases loaded with two outs, Hooft lofted the first offering from reliever Daniel McCutchen to center field for what looked to be the third out of the inning. But, Scuderi seemed to lose track of the ball and it dropped to allow three runs to score. Oklahoma climbed to within one run with a two-run pinch-hit double from Kevin Smith in the eighth and then put the tying run aboard in the ninth, but senior closer Jason Urquidez picked off Russell Raley at first base to end the game. Urquidez nailed down his first career save giving up two hits in two scoreless innings to make a winner of junior right-handed reliever Tony Barnette. Third baseman Travis Buck led the Sun Devils at the plate going 3-for-4 with a solo home run and three runs scored.

GAME 29

#21 USC 9, SUN DEVILS 8

March 24 at Dedeaux Field

	1	2	3	4	5	6	7	8	9		R	H	E
ASU	0	0	2	0	2	0	4	0	0	-	8	11	1
USC	0	0	1	1	4	3	0	0	x	-	9	10	0

W: Kennedy (3-1); L: Bordes (1-3); S: Koss (4)

HR: None

Time: 4:01 Attendance: 318 Record: 16-13

HIGHLIGHTS: Despite walking nine batters and hitting three more, the Arizona State Sun Devils still had a chance to win their Pac-10 opening game against No. 21 USC, but a late comeback wasn't enough in a 9-8 loss to the Trojans in a four-hour marathon Thursday night at Dedeaux Field. The Sun Devils scored four runs in the top of the seventh inning to pull to within one run, but USC closer Paul Koss shut the door on the victory with 2.2 scoreless innings to send the Trojans to their fifth straight victory. Travis Buck led the Sun Devils at the plate going 3-for-5 with two doubles and one RBI. Sophomore Colin Curtis and senior catcher Tuffy Gosewisch each added two hits as the Sun Devils out-hit the Trojans 11-10.

GAME 30

SUN DEVILS 17, #21 USC 1

March 25 at Dedeaux Field

	<u>1</u>	<u>2</u>	<u>3</u>	<u>4</u>	<u>5</u>	<u>6</u>	<u>7</u>	<u>8</u>	<u>9</u>		<u>R</u>	<u>H</u>	<u>E</u>
ASU	2	0	0	9	2	0	0	4	0	-	17	22	4
USC	0	0	1	0	0	0	0	0	0	-	1	4	3

W: Bresnahan (2-2); L: Bannister (4-2); S: None

HR: Curtis (1), Larish (11)

Time: 3:15 Attendance: 738 Record: 17-13

HIGHLIGHTS: Behind a complete game from sophomore starting pitcher Pat Bresnahan and a career-high five hits from senior catcher Tuffy Gosewisch, the Arizona State Sun Devils earned their first Pac-10 victory of the season with a 17-1 thumping of the No. 21 University of Southern California Trojans Friday night at Dedeaux Field. Leading 2-1, ASU broke the game open with a nine-run fourth frame by sending 14 batters to the plate. Sophomore second baseman Seth Dhaenens recorded two of the Devils' eight hits in the inning and sophomore Colin Curtis hit a two-run home run. Gosewisch also contributed a two-run triple down the right field line. The big inning gave Bresnahan a comfortable lead as he cruised to his first career victory as a starting pitcher. The sophomore right-hander struck out five and allowed only one unearned run and four hits (all singles). Gosewisch led six different Sun Devils who recorded multi-hit games by going 5-for-6 with four runs and four RBI. He fell just a home run short of hitting for the cycle with singles in the first, third and fifth innings, a two-run triple in the fourth and a two-run double in the eighth. Senior first baseman Jeff Larish went 2-for-7 with his Pac-10 leading two-run home run and Curtis went 3-for-6 with three RBI and hit his first homer of the season.



Sun Devil Baseball 2005

Game-by-Game Capsules:

GAME 31

SUN DEVILS 2, #21 USC 1

March 26 at Dedeaux Field

	1	2	3	4	5	6	7	8	9	10		R	H	E
ASU	0	0	0	1	0	0	0	0	0	1	-	2	5	0
USC	0	0	0	0	0	0	0	1	0	0	-	1	8	2

W: Bordes (2-3); L: Koss (2-1); S: Zinicola (2)

HR: Larish (12), Clement (5)

Time: 3:17 Attendance: 852 Record: 18-13

HIGHLIGHTS: Arizona State first baseman Jeff Larish hit his NCAA leading 12th home run of the season and knocked in the game-winning run on a sacrifice fly in the top of the 10th inning to lead the Sun Devils to a series clinching 2-1 victory over the No. 21 USC Trojans on Saturday afternoon at Dedeaux Field. ASU led 1-0 through seven innings on Larish's solo home run that led off the fourth inning. Senior starting pitcher Jason Urquidez held the Trojans scoreless until All-American catcher Jeff Clement drove a 3-2 fastball onto the parking structure in right field to tie the game. Travis Buck led off the top of the 10th inning with a walk and moved to third base on a single by senior catcher Tuffy Gosewisch. Larish delivered the eventual game-winner lofting a 3-2 pitch from closer Paul Koss to right field to plate Buck with a sacrifice fly. After a double and a sac bunt moved the tying run to third base, sophomore Zechry Zinicola got Blake Sharpe to strike out and, after an intentional walk to Clement, got right fielder Cyle Hankerd to bounce into a game-ending fielder's choice.

GAME 32

#24 SUN DEVILS 13, Wright State 1

April 1 at Packard Stadium

	1	2	3	4	5	6	7	8	9		R	H	E
WSU	0	0	0	0	0	1	0	0	0	-	1	11	1
ASU	0	4	0	6	0	0	1	2	x	-	13	16	2

W: Averill (6-2); L: Kearcher (2-1); S: None

HR: Dhaenens (2)

Time: 3:17 Attendance: 2,163 Record: 19-13

HIGHLIGHTS: Erik Averill tossed five scoreless innings to record his fourth straight decision and five players recorded multi-hit games to lead the No. 24 Sun Devils to a commanding 13-1 victory over Wright State University in non-conference action Friday night at Winkles Field at Packard Stadium. The Sun Devils out-hit the Raiders 16-11 with all 19 active position players seeing action in the contest. Redshirt freshman Rocky Laguna went 2-for-4 with three stolen bases and two RBI to lead the balanced offensive attack. Zechry Zinicola (2-for-2, 2 RBI), Colin Curtis (2-for-4, 2 R, 2 RBI), Joey Hooft (2-for-3, 3B, 2 RBI) and J.J. Sferra (2-for-2) also added multi-hit games. Sophomore second baseman Seth Dhaenens hit a two-run home run as part of the four-run second inning for his second homer of the season.

GAME 33

#24 SUN DEVILS 11, Wright State 3

April 2 at Packard Stadium

	1	2	3	4	5	6	7	8	9		R	H	E
WSU	0	0	0	0	0	1	0	0	0	-	1	11	1
ASU	0	4	0	6	0	0	1	2	x	-	13	16	2

W: Bresnehan (3-2); L: Snyder (1-4); S: None

HR: None

Time: 3:10 Attendance: 2,273 Record: 20-13

HIGHLIGHTS: Catcher Tuffy Gosewisch went 3-for-5 with four RBI to lead the No. 24 Sun Devils to a 11-3 series clinching victory over the Wright State Raiders on Saturday evening at Winkles Field at Packard Stadium. The Sun Devils won their fourth straight game and 14th out of the last 18 to improve to 20-13. Gosewisch led four players who tallied multi-hit games by recording his fifth game this season with three or more hits. Seth Dhaenens continued his hot hitting streak going 3-for-3 with one RBI and Rocky Laguna went 2-for-2 with three runs scored and reached base safely in each of his five plate appearances. Sophomore starting pitcher Pat Bresnehan tied his career high with seven strikeouts and limited the Raiders to five hits and two runs in five innings. The reigning Pac-10 Pitcher of the Week won his second straight start to improve to 3-2 on the season. Junior reliever Tony Barnett threw two scoreless frames and freshman right-hander Seth Garrison closed out the victory giving up one run and striking out three over the final two innings.

GAME 34

#24 SUN DEVILS 14, Wright State 1

April 3 at Packard Stadium

	<u>1</u>	<u>2</u>	<u>3</u>	<u>4</u>	<u>5</u>	<u>6</u>	<u>7</u>	<u>8</u>	<u>9</u>		<u>R</u>	<u>H</u>	<u>E</u>
WSU	0	0	0	1	0	0	0	0	0	-	1	5	3
ASU	1	6	3	0	0	2	2	0	x	-	14	15	0

W: Urquidez (5-2); L: Barrett (3-3); S: None

HR: Larish (13), Laguna (1), Persichina (1)

Time: 2:56 Attendance: 2,077 Record: 21-13

HIGHLIGHTS: Rocky Laguna went 3-for-4 with four RBI and hit his first career home run to lead the No. 24 Sun Devils to a 14-1 non-conference victory over Wright State on a sunny Sunday afternoon at Winkles Field at Packard Stadium. The Sun Devils swept the Raiders by a combined score of 38-5 to extend their season-high win streak to five games. Laguna had a pair of singles and a three-run home run to leads ASU's 15-hit attack. Seth Dhaenens continued his hot streak at the plate going 2-for-2 with two runs and a pair of walks. Senior first baseman Jeff Larish went 2-for-5 with three RBI, including a two-run double and his Pac-10 leading 13th home run of the season. Senior RHP Jason Urquidez earned the win in a predetermined four-inning start. Urquidez scattered three hits and struck out seven to improve to 5-2 on the season and 17-5 in his career.

GAME 35

#24 SUN DEVILS 11, California 7

April 9 at Evans Diamond (Game 1)

	<u>1</u>	<u>2</u>	<u>3</u>	<u>4</u>	<u>5</u>	<u>6</u>	<u>7</u>	<u>8</u>	<u>9</u>		<u>R</u>	<u>H</u>	<u>E</u>
ASU	0	4	0	0	3	2	2	0	0	-	11	13	0
CAL	0	2	2	0	0	0	0	2	1	-	7	12	2

W: Bordes (3-3); L: Dworkis (3-5); S: None

HR: Hooft (1), Satin (3), Bussiere (3)

Time: 3:34 Attendance: 472 Record: 22-13

HIGHLIGHTS: Travis Buck went 3-for-4 with two RBI and senior catcher Tuffy Gosewisch was 2-for-4 with three RBI to lead the No. 24 Sun Devils to a 11-7 victory over the California Golden Bears in the first game of a Pac-10 doubleheader Saturday afternoon at Evans Diamond. Buck raised his season batting average to a team-leading .361 with a pair of singles and his team-leading 14th double of the season. Gosewisch recorded his team-leading 13th multi-RBI game of the season, including a clutch two-out, two-run double in the top of the second inning. Leadoff hitter Rocky Laguna (2-for-6), second baseman Seth Dhaenens (2-for-3) and freshman center fielder J.J. Sferra (2-for-3) also notched multi-hit games as the Sun Devils out-hit Cal 13-12. Brett Bordes picked up the win out of the bullpen giving up three hits and two runs in 3.1 innings to improve to 3-3 on the season.

GAME 37

California 7, #24 SUN DEVILS 3

April 9 at Evans Diamond (Game 2)

	1	2	3	4	5	6	7	8	9		R	H	E
ASU	0	4	0	0	3	2	2	0	0	-	11	13	0
CAL	0	2	2	0	0	0	0	2	1	-	7	12	2

W: Gold (5-3); L: Bresnehan (3-3); S: None

HR: Errecart (6), Craig (4)

Time: 2:52 Attendance: 403 Record: 22-14

HIGHLIGHTS: California starting pitcher Adam Gold gave up three runs while working into the eighth inning to lead the Golden Bears to a 7-3 victory over No. 24 Arizona State to salvage the second game of a Pac-10 doubleheader Saturday afternoon at Evans Diamond. ASU starting pitcher Pat Bresnehan (Sherborn, Mass.) was saddled with the loss giving up six runs (five earned) in 5.2 innings to fall to 3-3 on the year. Colin Curtis led the Sun Devils at the plate going 3-for-4. Senior first baseman Jeff Larish hit a pair of doubles while going 2-for-3 with one run scored. Sophomore second baseman Seth Dhaenens continued his hot hitting by going 2-for-4 with one RBI to extend his hitting streak to five games. Leadoff hitter Rocky Laguna notched his sixth straight multi-hit game by going 2-for-5 to extend his hitting streak to eight games.

GAME 37

California 4, #24 SUN DEVILS 3

April 10 at Evans Diamond

	1	2	3	4	5	6	7	8	9		R	H	E
ASU	0	0	0	0	2	1	0	0	0	-	3	8	0
CAL	0	0	0	0	2	0	0	0	2	-	4	9	1

W: Talbott (3-1); L: Urquidez (5-3); S: None


HR: Bussiere (4)

Time: 2:58 Attendance: 513 Record: 22-15

HIGHLIGHTS: The California Golden Bears scored two runs in the bottom of the ninth inning off Arizona State closer Jason Urquidez to earn a 4-3 come-from-behind win and a crucial Pac-10 series victory over the No. 24 Sun Devils on a sunny Sunday afternoon at Evans Diamond. ASU carried a 3-2 lead into the bottom of the ninth inning, but a single and two walks off Urquidez loaded the bases. With one out, Cal leadoff hitter Mike Van Winden plated the game-tying run with a sharp single to left field. Third baseman Matt Einspahr followed with a line drive just over the glove shortstop Joe Persichina to drive home the game-winner. The ninth-inning rally spoiled another solid start from junior left-hander Erik Averill. Averill surrendered two runs and six hits in 5.2 innings while taking the no-decision. He struck out four and did not walk a batter.



Sun Devil Baseball 2005 -- Game by Game Statistics



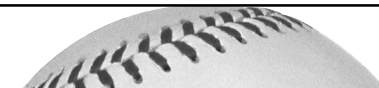
AB-R-H-RBI Breakdown for Arizona State Sun Devil Baseball

(All games)

Opponent	Date	#7 BIANCAMA	#4 BUCK	#36 BUTLER	#9 CURTIS	#6 DHAENENS	#18 FOX	#39 GOSEWISC	#5 HOOFT	#14 LAGUNA	#3 LANDRY	#11 LARISH	#15 PERSICHI	#12 ROMINE	#2 SFERRA	#28 SOGARD	#13 STOCKFIS	#37 ZINICOLA
LBSU	Jan 28	3-0-0-1	4-1-2-0	4-0-3-2	1-0-1-0	1-0-1-0	5-1-1-0	3-0-2-0	1-0-0-0	1-0-0-0	4-1-1-0	4-0-0-0	2-0-0-0	3-0-0-0
LBSU	Jan 29	4-0-2-0	3-1-1-1	4-0-0-1	4-2-3-1	4-0-0-0	3-2-1-1	3-1-1-0	4-1-2-2	4-1-1-0
LBSU	Jan 30	1-0-0-0	4-0-1-0	4-0-1-1	2-0-0-0	1-0-0-0	4-0-2-0	3-0-1-0	1-0-0-0	4-1-1-0	3-0-0-0	2-0-1-0	2-0-0-0	4-0-2-0
NMSU	Feb 04	4-1-0-0	4-2-2-0	1-0-0-0	5-1-1-0	1-0-0-0	5-1-2-2	4-3-2-0	1-0-1-2	..Def..	4-1-4-4	0-1-0-0	3-0-1-0	4-1-1-0	3-1-1-2
GU	Feb 05	3-3-3-2	4-2-1-0	4-0-2-3	4-0-2-2	4-0-0-0	..Def..	4-1-0-0	1-0-0-0	4-1-3-2	4-1-2-1	5-2-1-0
OSU	Feb 06	2-1-1-0	4-1-0-0	5-0-2-1	1-0-0-0	1-0-0-0	4-1-1-2	4-0-0-0	1-0-0-1	3-2-1-0	1-0-0-0	2-0-1-0	4-1-1-1	3-0-1-1
NMSU	Feb 07	4-1-1-0	4-1-2-2	1-0-0-0	5-2-3-2	5-0-2-2	5-1-3-1	5-1-1-0	2-1-1-0	3-1-0-1	5-3-2-1
USA	Feb 12	3-2-2-2	1-0-0-0	4-0-0-0	..Def..	3-1-1-1	4-1-2-1	2-0-0-0	4-1-2-2	3-1-1-0	3-0-1-1	4-1-1-0
OKLA	Feb 12	4-0-1-1	5-2-2-1	4-0-1-0	3-2-1-0	2-0-0-0	4-1-2-4	4-0-2-0	3-1-1-1	4-0-2-0	1-1-0-0
GU	Feb 13	2-0-0-0	4-0-0-0	2-0-0-0	1-0-0-0	4-0-1-0	4-0-1-0	4-0-0-0	3-0-2-0	2-0-0-0	3-0-0-0	1-0-0-0
ARIZ	Feb 15	2-1-1-0	6-1-1-1	1-0-1-0	6-1-4-1	1-0-0-0	5-0-1-0	5-1-2-2	1-0-0-0	6-0-0-1	3-0-0-1	4-1-0-0	4-1-1-0	4-0-0-0
TULANE	Feb 18	2-1-0-0	4-0-0-0	1-0-0-0	3-0-2-0	1-0-0-0	1-0-0-0	3-0-1-0	3-0-0-0	1-0-0-0	4-0-1-1	1-0-0-0	2-0-0-0	3-0-1-1	1-1-0-0	4-0-1-0
TULANE	Feb 19	3-0-1-0	0-0-0-0	4-1-1-0	4-0-3-2	4-0-1-0	2-0-1-0	4-0-1-0	3-0-0-0	4-0-1-0	3-1-1-0	3-0-0-0
TULANE	Feb 20	4-0-1-0	4-0-1-0	3-0-0-0	3-1-1-2	4-0-0-0	4-0-1-0	3-1-1-1	4-0-2-0	4-1-1-0	1-0-0-0
ARIZ	Feb 23	1-0-0-0	5-0-0-0	4-0-1-0	2-0-0-0	..Def..	4-1-2-1	1-0-0-0	2-0-0-2	3-2-2-2	4-2-2-0	3-0-1-0	1-0-0-0	5-0-1-0
BU	Feb 25	3-0-0-0	4-2-2-4	4-0-0-0	2-0-1-1	3-1-0-0	2-0-0-0	4-0-0-0	3-1-0-0	3-1-2-0	1-0-0-0	..Def..
BU	Feb 26	2-0-1-0	5-3-4-1	..Def..	3-2-3-3	4-1-2-4	2-1-2-2	1-0-0-0	5-1-1-1	3-0-0-0	3-2-2-0	3-2-1-0	2-0-0-0	..Def..
BU	Feb 27	5-1-2-1	1-0-0-0	3-1-0-0	4-1-1-3	5-1-1-1	1-0-1-2	4-2-2-0	3-0-1-0	3-1-0-0	3-0-0-0	5-0-1-0
UNC	Mar 04	1-0-0-0	6-1-2-1	0-0-0-0	1-1-0-0	4-1-1-0	5-0-0-0Def..	4-0-1-0	5-0-1-1	2-0-0-0	5-0-1-0	6-1-2-0	..Def..
ECU	Mar 05	1-0-0-0	4-2-1-0	1-1-0-0	4-1-1-0	1-0-0-0	4-2-2-4	2-0-0-0	3-2-1-3	3-0-0-0	4-0-0-0	4-1-0-0	1-1-0-0
OHIOST	Mar 06	1-0-1-0	4-0-2-1	3-1-0-0	4-0-1-2	2-1-2-0	2-0-0-0	4-0-0-0	0-0-0-0	3-1-1-0	4-0-1-0
LSU	Mar 11	1-0-0-0	5-0-1-0	3-1-1-1	1-0-0-0	1-1-0-0	3-2-0-0	4-0-2-2	..Def..	4-1-1-0	2-0-1-1	3-0-2-1	5-0-0-0	2-0-1-0
WIU	Mar 12	1-0-0-0	6-4-4-4	2-0-1-0	6-1-2-2	2-1-1-1	5-3-4-0	3-1-0-0	4-3-3-0	..Def..	6-2-3-5	1-0-0-0	4-2-1-1	1-0-0-0	1-0-0-0	2-1-2-0	3-1-2-2
WIU	Mar 13	1-0-0-0	8-2-6-3	2-0-0-1	8-2-2-2	5-4-3-6	5-5-3-3	5-2-3-2	4-1-3-1	2-0-0-0	6-6-4-4	2-2-1-1	5-2-5-4	1-0-0-0	1-1-1-1	2-1-2-1	3-1-1-0
LSU	Mar 13	2-0-0-0	3-1-0-0	4-0-1-0	2-0-0-0	4-0-1-1	4-1-1-2	2-0-0-0	2-1-1-0	3-0-1-0	1-0-0-0	2-0-0-0Def..	4-0-1-0
OKLA	Mar 18	5-1-2-1	4-1-2-0	4-1-1-0	4-1-1-1	3-0-0-1	4-0-0-0	3-1-2-1	4-0-2-1	3-0-0-0
OKLA	Mar 19	4-1-2-0	4-1-2-0	2-0-0-0	2-1-0-0	2-0-0-0	2-0-1-1	3-0-0-1	..Def..	2-1-0-0	..Def..	4-1-0-0	1-0-0-0	3-0-1-1
OKLA	Mar 20	4-3-3-1	3-1-1-0	..Def..	4-0-0-0	3-1-1-1	3-0-2-3	4-0-0-0	3-1-2-0	2-0-0-0	4-0-0-0	1-0-0-0	1-0-0-0	1-0-0-0
USC	Mar 24	5-2-3-1	5-2-2-1	4-0-1-1	5-1-2-2	4-0-0-0	4-1-1-1	2-0-0-0	3-1-1-0	4-1-1-0
USC	Mar 25	2-0-1-0	5-2-1-0	6-2-3-3	4-2-3-2	2-1-0-0	6-4-5-4	3-1-1-1	3-1-1-0	..Def..	7-2-2-2	..Def..	4-1-2-0	4-1-2-2	1-0-0-0	1-0-1-0
USC	Mar 26	4-1-0-0	5-0-0-0	2-0-0-0	5-0-1-0	4-0-0-0	5-0-2-0	2-1-1-2	4-0-0-0	3-0-1-0
WRIGHT	Apr 01	2-0-0-0	5-2-1-0	1-0-0-0	4-2-2-2	3-1-1-2	1-0-0-0	3-1-1-1	3-1-2-2	4-1-2-2	0-1-0-0	4-0-0-0	0-1-0-0	2-2-1-1	2-1-2-0	..Def..	1-0-1-0	2-0-2-2
WRIGHT	Apr 02	0-0-0-0	3-1-0-0	1-0-0-0	2-0-0-0	3-1-3-1	1-0-0-0	5-1-3-4	4-0-2-2	2-3-2-1	..Def..	2-3-1-0	1-0-0-0	4-1-1-1	4-1-1-0	0-0-0-0	..Def..	2-0-0-0
WRIGHT	Apr 03	0-0-0-0	5-2-2-1	1-0-0-0	3-2-1-0	2-2-2-1	1-0-0-0	4-0-0-1	4-1-1-0	4-2-3-4	..Def..	5-1-2-3	1-1-1-1	4-1-1-2	4-1-2-1	1-0-0-0	..Def..	1-0-0-0
CAL	Apr 09	4-2-3-2	5-1-1-0	3-2-2-0	4-1-2-3	4-2-1-1	6-1-2-1	4-0-0-0	2-0-0-1	3-2-2-1
CAL	Apr 09	5-0-0-0	1-0-0-0	4-0-3-0	4-0-2-1	3-1-0-0	4-0-0-0	5-0-2-1	3-1-2-1	3-0-0-0	4-1-1-0
CAL	Apr 10	4-0-2-1	3-0-0-0	4-0-1-1	4-0-0-0	4-0-1-0	3-1-1-1	4-1-2-0	4-1-1-0	3-0-0-0



Sun Devil Baseball 2005 -- Game by Game Statistics




IP-H-R-ER-BB-SO Breakdown for Arizona State Sun Devil Baseball

(All games)

Opponent	Date	ANDES	AVERILL	BARNETTE	BORDES, B	BRESNEHAN	DRYANSKI	GARRISON
Long Beach State	Jan 28	4.0- 9- 4- 3- 0- 6*	2.0- 0- 1- 0- 1- 2	1.2- 1- 0- 0- 1- 2	1.0- 0- 2- 0- 0- 0
Long Beach State	Jan 29
Long Beach State	Jan 30	0.2- 0- 0- 0- 0- 0	2.1- 3- 2- 2- 0- 3	4.0- 6- 3- 0- 0- 4*	0.2- 3- 1- 1- 1- 2	1.1- 4- 5- 5- 2- 2
New Mexico State	Feb 04	9.0- 7- 0- 0- 0- 14*
Gonzaga	Feb 05	1.0- 4- 3- 3- 1- 0
Oregon State	Feb 06	0.1- 5- 5- 5- 0- 1	4.1- 6- 6- 4- 2- 2*	4.1- 4- 1- 1- 1- 7
New Mexico State	Feb 07	0.1- 0- 0- 0- 0- 0
South Alabama	Feb 12	9.0- 5- 2- 1- 1- 8*
Oklahoma	Feb 12	3.2- 1- 0- 0- 1- 5	0.0- 1- 0- 0- 0- 0
Gonzaga	Feb 13	4.2- 3- 0- 0- 0- 3
Arizona	Feb 15	5.1- 5- 2- 1- 2- 3*	2.1- 3- 3- 3- 1- 2	5.1- 2- 0- 0- 2- 7
Tulane	Feb 18	3.0- 4- 1- 1- 1- 2
Tulane	Feb 19	5.0- 8- 5- 5- 1- 1*	1.0- 3- 2- 2- 1- 0	1.0- 0- 0- 0- 0- 2
Tulane	Feb 20	1.0- 3- 1- 1- 1- 0	3.2- 2- 3- 3- 1- 1	3.0- 4- 5- 5- 2- 1*
Arizona	Feb 23	1.2- 5- 5- 3- 0- 1*	1.1- 0- 0- 0- 0- 0	1.0- 3- 1- 1- 0- 2	2.1- 5- 2- 2- 0- 1	0.1- 2- 2- 2- 1- 0
Baylor	Feb 25
Baylor	Feb 26	1.0- 1- 0- 0- 0- 1	1.2- 0- 0- 0- 0- 2	2.0- 3- 1- 1- 1- 0	4.0- 2- 2- 1- 1- 2*	0.1- 2- 1- 1- 0- 1
Baylor	Feb 27	5.0- 6- 4- 4- 1- 4*	0.1- 2- 1- 0- 1- 1	0.1- 0- 0- 0- 0- 0
North Carolina	Mar 04
East Carolina	Mar 05	6.1- 6- 3- 2- 4- 3*	2.2- 1- 0- 0- 1- 1
Ohio State	Mar 06	3.0- 1- 0- 0- 1- 4	6.0- 5- 0- 0- 2- 4*
LSU	Mar 11	0.1- 1- 0- 0- 2- 0	2.1- 1- 0- 0- 0- 3	2.0- 1- 0- 0- 0- 0
Western Illinois	Mar 12	5.0- 7- 1- 1- 1- 4*	4.0- 1- 0- 0- 2- 5
Western Illinois	Mar 13	1.2- 7- 4- 4- 1- 2*	1.1- 1- 0- 0- 0- 0	1.0- 1- 0- 0- 0- 1
LSU	Mar 13	3.0- 6- 6- 5- 1- 6	0.1- 4- 4- 4- 3- 0*	2.0- 3- 1- 1- 1- 2
Oklahoma	Mar 18	2.2- 2- 0- 0- 0- 4
Oklahoma	Mar 19	9.0- 5- 1- 0- 2- 7*
Oklahoma	Mar 20	1.0- 2- 2- 2- 1- 1	3.0- 3- 0- 0- 1- 2	3.0- 2- 3- 3- 2- 3*
USC	Mar 24	2.0- 2- 4- 4- 2- 0	1.1- 3- 3- 3- 3- 2	0.0- 0- 2- 2- 2- 0	0.0- 2- 0- 0- 0- 0
USC	Mar 25	9.0- 4- 1- 0- 2- 5*
USC	Mar 26	1.0- 2- 0- 0- 0- 0
Wright State	Apr 01	5.0- 5- 0- 0- 0- 5*
Wright State	Apr 02	2.0- 0- 0- 0- 1- 2	5.0- 5- 2- 2- 0- 7*	2.0- 2- 1- 1- 0- 3
Wright State	Apr 03	1.0- 1- 0- 0- 0- 1	1.0- 0- 0- 0- 0- 0
California	Apr 09	2.0- 3- 1- 1- 0- 3	3.1- 3- 2- 2- 1- 0
California	Apr 09	0.0- 1- 0- 0- 0- 0	5.2-10- 6- 5- 3- 4*	2.1- 3- 1- 1- 0- 0	0.0- 1- 0- 0- 0- 0
California	Apr 10	5.2- 6- 2- 2- 0- 4*



Sun Devil Baseball 2005 -- Game by Game Statistics




IP-H-R-ER-BB-SO Breakdown for Arizona State Sun Devil Baseball

(All games)

Opponent	Date	#47 MAROTZ	#41 SATOW	#34 URQUIDEZ	#37 ZINICOLA
Long Beach State	Jan 28	0.1- 0- 0- 0- 1- 1	
Long Beach State	Jan 29	2.2- 2- 1- 1- 0- 4	5.0-10- 5- 5- 1- 4*	1.1- 1- 0- 0- 0- 1
Long Beach State	Jan 30
New Mexico State	Feb 04
Gonzaga	Feb 05	7.0- 6- 5- 4- 1- 4*	1.0- 1- 0- 0- 0- 0
Oregon State	Feb 06
New Mexico State	Feb 07	5.2- 6- 3- 3- 0- 3*	3.0- 3- 7- 4- 4- 3
South Alabama	Feb 12
Oklahoma	Feb 12	5.1- 9- 5- 4- 1- 3*
Gonzaga	Feb 13	4.1- 3- 2- 0- 1- 4*
Arizona	Feb 15	0.2- 2- 2- 2- 0- 1
Tulane	Feb 18	5.0- 6- 7- 6- 6- 7*
Tulane	Feb 19	1.0- 2- 0- 0- 1- 1
Tulane	Feb 20	0.1- 1- 0- 0- 0- 1
Arizona	Feb 23	0.1- 1- 1- 1- 0- 0	1.0- 0- 0- 0- 0- 0
Baylor	Feb 25	3.0- 1- 0- 0- 2- 4	6.0- 9- 3- 2- 0- 6*
Baylor	Feb 26
Baylor	Feb 27	4.1- 2- 3- 0- 3- 2
North Carolina	Mar 04	5.1- 0- 0- 0- 3- 9	5.2- 3- 3- 3- 4- 5*
East Carolina	Mar 05
Ohio State	Mar 06
LSU	Mar 11	3.1- 7- 6- 6- 3- 1*
Western Illinois	Mar 12
Western Illinois	Mar 13	5.0- 9- 9- 6- 3- 1
LSU	Mar 13	2.2- 7- 9- 7- 2- 2
Oklahoma	Mar 18	1.1- 2- 0- 0- 0- 1	5.0- 2- 4- 4- 4- 5*
Oklahoma	Mar 19
Oklahoma	Mar 20	2.0- 2- 0- 0- 1- 2
USC	Mar 24	2.2- 1- 0- 0- 1- 3	2.0- 2- 0- 0- 1- 1*
USC	Mar 25
USC	Mar 26	8.0- 6- 1- 1- 2- 1*	1.0- 0- 0- 0- 1- 1
Wright State	Apr 01	2.0- 4- 1- 0- 0- 1	2.0- 2- 0- 0- 1- 0
Wright State	Apr 02
Wright State	Apr 03	4.0- 3- 1- 1- 2- 7*	3.0- 1- 0- 0- 0- 3
California	Apr 09	3.2- 6- 4- 4- 3- 3*
California	Apr 09
California	Apr 10	2.2- 3- 2- 2- 4- 3



Sun Devil Baseball 2005 -- Career/Season Statistics



Player	SEASON													CAREER												
	AVG	GP-GS	AB	R	H	2B	3B	HR	RBI	BB	HBP	SO	SB-ATT	AVG	GP-GS	AB	R	H	2B	3B	HR	RBI	BB	HBP	SO	SB-ATT
6 Seth Dhaenens....	.362	26-12	58	14	21	3	0	2	16	10	2	10	3-3	.292	71-39	154	41	45	6	0	2	24	34	2	34	6-10
14 Rocky Laguna.....	.356	32-21	87	17	31	9	2	1	24	13	5	21	9-10	.356	32-21	87	17	31	9	2	1	24	13	5	21	9-10
4 Travis Buck.....	.354	37-37	164	43	58	14	3	2	26	14	3	23	9-14	.350	162-161	628	166	220	43	7	15	130	90	25	85	34-44
9 Colin Curtis.....	.338	37-37	148	29	50	7	1	1	26	23	2	21	10-12	.317	94-94	338	66	107	18	1	6	62	61	8	60	22-26
39 Tuffy Gosewisch...	.333	37-37	144	28	48	8	2	5	42	14	7	18	3-5	.323	185-152	526	111	170	31	3	9	134	71	22	86	5-9
11 Jeff Larish.....	.319	37-37	144	37	46	11	1	13	37	29	2	33	6-7	.334	193-191	743	194	248	50	6	41	205	171	9	144	12-20
5 Joey Hooft.....	.309	26-26	94	14	29	5	1	1	16	7	2	11	6-10	.309	26-26	94	14	29	5	1	1	16	7	2	11	6-10
2 J.J. Sferra.....	.292	32-28	106	22	31	3	1	0	10	6	2	16	4-10	.292	32-28	106	22	31	3	1	0	10	6	2	16	4-10
18 Willy Fox.....	.291	23-12	55	16	16	4	0	4	16	6	5	16	4-4	.291	23-12	55	16	16	4	0	4	16	6	5	16	4-4
37 Zechry Zinicola..	.276	20-14	58	7	16	2	0	1	8	4	1	10	0-0	.278	74-48	158	27	44	10	0	4	34	16	2	32	0-0
12 Andrew Romine....	.266	34-34	109	21	29	4	2	0	15	7	1	16	6-7	.266	34-34	109	21	29	4	2	0	15	7	1	16	6-7
15 Joe Persichina...	.225	36-20	80	14	18	3	1	1	7	11	2	14	3-3	.287	89-62	230	41	66	10	2	2	31	31	7	31	6-7

13 Austin Stockfisch	.857	10-0	7	3	6	0	0	0	1	0	0	0	0-0	.857	10-0	7	3	6	0	0	0	1	0	0	0	0-0
25 Eric Williams....	.500	7-0	2	1	1	0	0	0	1	1	0	1	0-0	.500	7-0	2	1	1	0	0	0	1	1	0	1	0-0
7 Vinny Biancamano.	.216	22-10	37	7	8	2	0	0	3	4	1	11	0-1	.216	22-10	37	7	8	2	0	0	3	4	1	11	0-1
16 Greg Bordes.....	.200	12-2	5	1	1	1	0	0	0	1	0	1	0-1	.200	12-2	5	1	1	1	0	0	0	1	0	1	0-1
36 DJ Butler.....	.143	15-3	14	1	2	0	0	0	1	2	1	7	1-1	.143	15-3	14	1	2	0	0	0	1	2	1	7	1-1
3 Jeff Landry.....	.143	15-3	14	2	2	0	0	0	0	3	0	5	1-1	.143	15-3	14	2	2	0	0	0	0	3	0	5	1-1
28 Eric Sogard.....	.133	13-2	15	2	2	0	0	0	1	3	0	3	0-0	.133	13-2	15	2	2	0	0	0	1	3	0	3	0-0
49 Brett Bordes.....	.000	2-0	0	0	0	0	0	0	0	0	0	0	0-0	.000	61-10	0	2	0	0	0	0	0	0	0	0	0-0
Totals.....	.309	37-37	1341	279	415	76	14	31	250	158	36	237	65-89													
Opponents.....	.277	37-37	1316	210	365	72	9	32	192	123	39	281	25-46													

(All games Sorted by Earned run avg)

Player	ERA	W-L	APP	GS	CG	SHO/CBO	SV	IP	H	R	ER	BB	SO	ERA	W-L	APP	GS	CG	SHO/CBO	SV	IP	H	R	ER	BB	SO
45 Erik Averill.....	3.05	6-2	11	10	3	1/0	0	65.0	66	26	22	12	56	4.00	18-8	57	29	3	1/3	2	227.1	236	117	101	54	173
49 Brett Bordes.....	3.96	3-3	18	2	0	0/1	1	38.2	39	22	17	11	22	5.29	7-5	58	10	0	0/4	2	100.1	99	67	59	70	87
40 Pat Bresnehan....	4.22	3-3	14	8	1	0/1	0	49.0	50	26	23	20	46	4.48	6-5	37	9	1	0/2	5	90.1	91	54	45	47	91
34 Jason Urquidez...	4.74	5-3	15	6	0	0/0	1	57.0	58	38	30	28	50	3.90	17-6	34	23	1	0/1	1	154.2	148	78	67	75	144
37 Zechry Zinicola..	5.22	2-2	13	7	0	0/0	2	39.2	38	29	23	22	34	4.12	6-4	38	11	0	0/0	10	96.0	90	53	44	42	91
50 Tony Barnette....	7.50	2-1	19	3	0	0/0	0	36.0	52	36	30	15	39	7.50	2-1	19	3	0	0/0	0	36.0	52	36	30	15	39

21 Quentin Andes....	0.00	0-0	3	0	0	0/0	0	2.0	2	0	0	2	1	4.28	5-1	24	0	0	0/0	2	33.2	34	17	16	20	28
31 Kevin Dryanski...	3.07	0-0	8	0	0	0/0	0	14.2	17	7	5	2	6	3.07	0-0	8	0	0	0/0	0	14.2	17	7	5	2	6
47 Ty Marotz.....	4.20	0-1	7	1	0	0/0	0	15.0	18	8	7	2	13	5.35	0-1	24	4	0	0/1	0	37.0	42	25	22	17	38
41 Josh Satow.....	7.71	1-0	2	0	0	0/0	0	7.0	11	9	6	4	1	7.71	1-0	2	0	0	0/0	0	7.0	11	9	6	4	1
17 Seth Garrison....	9.00	0-0	8	0	0	0/0	1	9.0	14	9	9	5	13	9.00	0-0	8	0	0	0/0	1	9.0	14	9	9	5	13
Totals.....	4.57	22-15	37	37	4	2/1	5	333.0	365	210	169	123	281													
Opponents.....	6.50	15-22	37	37	0	1/1	7	326.2	415	279	236	158	237													



Sun Devil Baseball 2005

Position Players Single Game and Career Highs

#2 J.J. Sferra, OF (Phoenix, Ariz.)

Category	2005 Best
At Bats	6 (UNC; 3/4)
Runs	3 (NMSU; 2/7)
Hits	2 - 10x (Cal; 4/9)
RBI	2 - 2x (USC; 3/25)
BB	1 - 4x (USC; 3/25)
SB	2 (NMSU; 2/4)
2B	1 - 3x (Oklahoma; 2/12)
3B	1 (NMSU; 2/7)
Hit Streak	7 games

#3 Jeff Landry, INF (Walnut Creek, Calif.)

Category	2005 Best
At Bats	4 (UNC; 3/4)
Runs	1 - 2x (WRST; 4/1)
Hits	1 - 2x (LSU; 3/13)
RBI	None
BB	2 (Ohio State; 3/6)
SB	1 (UNC; 3/4)
2B	None
HR	None
Hit Streak	1

#4 Travis Buck, OF (Richland, Wash.)

Category	2005 Best	Career Best (last)
At Bats	8 (WIU; 3/13)	Same
Runs	4 (WIU; 3/12)	4 - 2x (WIU; 3/12/05)
Hits	6 (WIU; 3/13)	Same
RBI	4 - 2x (WIU; 3/12)	8 (UConn; 2/29/04)
BB	2 (WRST; 4/2)	3 (FSU; 2/8/04)
SB	1 - 9x (USC; 3/26)	2 - 2x (SUU; 2/7/03)
2B	2 - 3x (USC; 3/24)	4 (UConn; 2/28/04)
HR	1 - 2x (OKLA; 3/20)	1 - 15x (OKLA; 3/20/05)
Hit Streak	9 games	16 games

#5 Joey Hooft, INF (Reno, Nev.)

Category	2005 Best	Career Best (last)
At Bats	5 - 2x (Arizona; 2/15)	6 - 3x (Pace; 5/4/03)
Runs	3 (NMSU; 2/4)	4 (Pace; 5/3/03)
Hits	3 (LBSU; 1/29)	5 (Florida; 2/15/04)
RBI	3 (Oklahoma; 3/20)	7 (Pace; 5/2/03)
BB	1 - 7x (USC; 3/25)	3 (Rutgers; 3/13/04)
SB	2 (Arizona; 2/15)	3 (Jacksonville; 5/9/04)
2B	2 (NMSU; 2/7)	Same
HR	1 (Cal; 4/9)	2 (Pace 5/2/03)
Hit Streak	5 games	N/A

#6 Seth Dhaenens, INF (Chandler, Ariz.)

Category	2005 Best	Career Best (last)
At Bats	5 (WIU; 3/13)	5 - 4x (WIU; 3/13/05)
Runs	4 (WIU; 3/13)	4 - 2x (WIU; 3/13/05)
Hits	3 - 3x (WRST; 4/2)	3 - 4x (WRST; 4/2/05)
RBI	6 (WIU; 3/13)	Same
BB	2 - 2x (WRST; 4/3)	3 - 2x (WASH; 3/28/04)
SB	1 - 3x (WRST; 4/2)	1 - 6x (WRST; 4/2/05)
2B	1 - 3x (Cal; 4/9)	1 - 6x (Cal; 4/9/05)
HR	1 - 2x (WRST; 4/1)	Same
Hit Streak	6 games	6 games

#7 Vinny Biancamano, INF (Glendale, Ariz.)

Category	2005 Best
At Bats	4 (NMSU; 2/4)
Runs	3 (Gonzaga; 2/5)
Hits	3 (Gonzaga; 2/5)
RBI	2 (Gonzaga; 2/5)
BB	1 - 4x (WRST; 4/2)
SB	None
2B	1 - 2x (OSU; 2/6)
HR	None
Hit Streak	2 games

#9 Colin Curtis, OF (Issaquah, Wash.)

Category	2005 Best	Career Best (last)
At Bats	8 (WIU; 3/13)	Same
Runs	2 - 5x (WRST; 4/3)	3 - 2x (CSUN; 2/13/04)
Hits	4 (Arizona; 2/15)	Same
RBI	3 - 3x (USC; 3/25)	5 (NMSU; 5/3/04)
BB	4 (UNC; 3/4)	Same
SB	2 - 2x (OSU; 3/6)	2 - 3x (OSU; 3/6/05)
2B	2 (WIU; 3/12)	2 - 2x (WIU; 3/12/-5)
HR	1 (USC; 3/25)	1 - 6x (USC; 3/25/05)
Hit Streak	9 games	9 games

#11 Jeff Larish, 1B/OF (Tempe, Ariz.)

Category	2005 Best	Career Best (last)
At Bats	7 (USC; 3/25)	Same
Runs	6 (WIU; 3/13)	Same
Hits	4 - 2x (WIU; 3/13)	4 - 6x (WIU; 3/13/05)
RBI	5 (WIU; 3/12)	9 (SDSU; 1/26/03)
BB	3 - 2x (WRST; 4/2)	4 (WSU; 4/27/03)
SB	2 (WRST; 4/2)	Same
2B	2 - 2x (Cal; 4/9)	4 (Arizona; 5/25/03)
HR	2 - 3x (WIU; 3/13)	2 - 5x (WIU; 3/13/05)
Hit Streak	5 games	17 games

#12 Andrew Romine, SS (Lake Forest, Calif.)

Category	2005 Best
At Bats	5 - 2x (WIU; 3/13)
Runs	2 - 4x (WRST; 4/1)
Hits	5 (WIU; 3/13)
RBI	4 (WIU; 3/13)
BB	2 (Arizona; 2/15)
SB	2 (WRST; 4/1)
2B	1 - 4x (WIU; 3/13)
3B	1 - 2x (WRST; 4/3)
HR	None
Hit Streak	5 games

#13 Austin Stockfisch, C (Scottsdale, Ariz.)

Category	2005 Best
At Bats	2 - 2x (WIU; 3/13)
Runs	1 - 3x (WIU; 3/13)
Hits	2 - 2x (WIU; 3/13)
RBI	1 (WIU; 3/13)
BB	None
SB	None
2B	None
HR	None
Hit Streak	4 games



Sun Devil Baseball 2005

Position Players/Pitchers Single-Game and Career Highs

#14 Rocky Laguna, OF (Yuma, Ariz.)

Category	2005 Best
At Bats	5 - 2x (USC; 3/26)
Runs	3 - 2x (WRST; 4/2)
Hits	3 - 4x (WRST; 4/3)
RBI	4 (WRST; 4/3)
BB	2 - 3x (WRST; 4/2)
SB	4 (NMSU; 2/7)
2B	1 - 9x (Cal; 4/10)
HR	1 (WRST; 4/3)
Hit Streak	9 games

#15 Joe Persichina, INF (Rollings Hills Estates, Calif.)

Category	2005 Best	Career Best (last)
At Bats	4 - 6x (OKLA; 3/18)	5 - 5x (Stanford; 5/30/04)
Runs	2 - 3x (WIU; 3/13)	3 (ECU; 3/7/04)
Hits	2 - 4x (OKLA; 3/18)	4 (WSU; 4/23/04)
RBI	1 - 6x (WRST; 4/3)	3 (ORU; 4/8/04)
BB	3 (NMSU; 2/7)	Same
SB	1 - 3x (Baylor; 2/27)	1 - 6x (Baylor; 2/27/05)
2B	1 - 3x (Cal; 4/10)	2 (ECU; 3/7/04)
3B	1 (OKLA; 3/18)	1 - 2x (OKLA; 3/18/05)
HR	1 (WRST; 4/3)	1 - 2x (WRST; 4/3/05)
Hit Streak	4 games	3 games

#16 Greg Bordes, INF (Mesa, Ariz.)

Category	2005 Best
At Bats	2 (WIU; 3/12)
Runs	1 (WIU; 3/13)
Hits	1 (WIU; 3/13)
RBI	None
BB	1 (UNC; 3/4)
SB	None
2B	1 (WIU; 3/13)
HR	None
Hit Streak	1 game

#18 Willy Fox, INF (Scottsdale, Ariz.)

Category	2005 Best
At Bats	5 - 2x (WIU; 3/13)
Runs	5 (WIU; 3/13)
Hits	4 (WIU; 3/12)
RBI	4 (Baylor; 2/26)
BB	2 (WIU; 3/13)
SB	2 (UNC; 3/4)
2B	2 (WIU; 3/12)
HR	1 - 4x (WIU; 3/13)
Hit Streak	4 games

#25 Eric Williams, OF (Carmel, NY)

Category	2005 Best
At Bats	1 - 2x (WRST; 4/2)
Runs	1 (WRST; 4/3)
Hits	1 (WRST; 4/1)
RBI	1 (WRST; 4/1)
BB	1 (WRST; 4/1)
SB	None
2B	None
HR	None
Hit Streak	1 game

#28 Eric Sogard, 3B (Phoenix, Ariz.)

Category	2005 Best
At Bats	5 (Baylor; 2/27)
Runs	1 - 2x (WIU; 3/13)
Hits	1 - 2x (WIU; 3/13)
RBI	1 (WIU; 3/13)
BB	1 - 3x (WRST; 4/2)
SB	None
2B	None
HR	None
Hit Streak	1 game

#36 DJ Butler, OF (Benicia, Calif.)

Category	2005 Best
At Bats	2 (WIU; 3/12)
Runs	1 (ECU; 3/5)
Hits	1 - 2x (WIU; 3/12)
RBI	1 (WIU; 3/13)
BB	1 (Tulane; 2/19)
SB	1 (WIU; 3/12)
2B	None
HR	None
Hit Streak	1 game

#37 Zechry Zinicola, 1B/DH (San Bernadino, Calif.)

Category	2005 Best	Career Best (last)
At Bats	5 (Gonzaga; 2/5)	7 (UNM; 5/18/04)
Runs	2 (Gonzaga; 2/5)	4 (NMSU; 5/3/04)
Hits	2 - 3x (WRST; 4/1)	2 - 10x (WRST; 4/1/05)
RBI	2 - 3x (WRST; 4/1)	3 (UConn; 2/29/04)
BB	1 - 3x (Oklahoma; 3/19)	3 (WST; 4/27/04)
SB	None	None
2B	1 (LBSU; 1/29)	2 (NMSU; 5/3/04)
HR	1 (WIU; 3/12)	1 - 4x (WIU; 3/12)
Hit Streak	6 games	6 games

#39 Tuffy Gosewisch, C (Scottsdale, Ariz.)

Category	2005 Best	Career Best (last)
At Bats	6 (USC; 3/25)	Same
Runs	4 (USC; 3/25)	Same
Hits	5 (USC; 3/25)	Same
RBI	4 - 2x (USC; 3/25)	4 - 3x (USC; 3/25/05)
BB	2 - 2x (Ohio State; 3/6)	2 - 11x (Ohio State; 3/6/05)
SB	1 - 3x (WIU; 3/13)	1 - 5x (WIU; 3/13/05)
2B	3 (NMSU; 2/7)	Same
HR	1 - 5x (OKLA; 3/20)	1 - 9x (OKLA; 3/20/05)
Hit Streak	11 games	11 games

#17 Seth Garrison, RHP (Coppell, Texas)

Category	2005 Best
Innings	4.0 (WIU; 3/12)
Runs Allowed	5 (LBSU; 1/30)
ER Allowed	5 (LBSU; 1/30)
K's	5 (WIU; 3/12)
BB	2 - 2x (WIU; 3/12)
Hits Allowed	4 (LBSU; 1/30)
WP	None
HBP	1 (LBSU; 1/30)
Pitches	73 (WIU; 3/12)



Sun Devil Baseball 2005

Pitchers Single-Game and Career Highs

#21 Quentin Andes, RHP (Albuquerque, N.M.)

Category	2005 Best	Career Best (last)
Innings	1.0 (Baylor; 2/26)	4.0 (Stanford; 5/28/04)
Runs Allowed	None	3 (USC; 4/4/04)
ER Allowed	None	3 (USC; 4/4/04)
K's	1 (Baylor; 2/26)	4 - 2x (NMSU; 5/4/04)
BB	2 (LSU; 3/11)	3 (UConn; 2/27/04)
Hits Allowed	1 - 2x (LSU; 3/11)	4 (USC; 4/4/04)
WP	None	1 - 2x (Stanford; 5/28/04)
HBP	1 (LBSU; 1/30)	1 - 6x (LBSU; 1/30/05)
Pitches	20 (LSU; 3/11)	51 (Stanford; 5/28/04)

#31 Kevin Dryanski, RHP (Phoenix, Ariz.)

Category	2005 Best	Career Best (last)
Innings	3.0 (Tulane; 2/18)	
Runs Allowed	2 - 2x (Arizona; 2/23)	
ER Allowed	2 (Arizona; 2/23)	
K's	2 - 2x (LSU; 3/13)	
BB	1 - 2x (LSU; 3/13)	
Hits Allowed	5 (Arizona; 2/23)	
WP	1 - 2x (Tulane; 2/18)	
HBP	2 (LBSU; 1/28)	
Pitches	55 (Tulane; 2/18)	

#34 Jason Urquidez, RHP (Simi Valley, Calif.)

Category	2005 Best	Career Best (last)
Innings	8.0 (USC; 3/26)	9.0 (Rice; 2/22/04)
Runs Allowed	9 (LSU; 3/13)	Same
ER Allowed	7 (LSU; 3/13)	Same
K's	9 (UNC; 3/4)	12 (OSU; 5/15/04)
BB	6 (Tulane; 2/18)	6 - 2x (Tulane; 2/18/05)
Hits Allowed	10 (LBSU; 1/29)	10 (LBSU; 1/29/05)
WP	1 - 4x (WRST; 4/3)	1 - 6x (WRST; 4/3/05)
HBP	1 - 4x (Cal; 4/10)	2 (WSU; 4/24/04)
Pitches	115 (Tulane; 2/18)	141 (USC; 4/2/04)

#37 Zechry Zinicola, RHP (San Bernadino, Calif.)

Category	2005 Best	Career Best (last)
Innings	6.0 (Baylor; 2/25)	7.0 (Cal; 3/21/04)
Runs Allowed	7 (NMSU; 2/7)	Same
ER Allowed	6 (LSU; 3/11)	Same
K's	6 (Baylor; 2/25)	Same
BB	4 - 3x (OKLA; 3/18)	Same
Hits Allowed	9 (Baylor; 2/25)	Same
WP	2 - 2x (OKLA; 3/18)	Same
HBP	3 (OKLA; 3/18)	Same
Pitches	103 (UNC; 3/4)	103 - 2x (UNC; 3/4/05)

#40 Pat Bresnehan, RHP (Sherborn, Mass.)

Category	2005 Best	Career Best (last)
Innings	9.0 (USC; 3/25)	Same
Runs Allowed	6 (Cal; 4/9)	6 - 2x (Cal; 4/9/05)
ER Allowed	5 - 2x (Cal; 4/9)	Same
K's	7 - 3x (WRST; 4/2)	7 - 4x (WRST; 4/2/05)
BB	3 - 2x (Cal; 4/9)	4 - 2x (ORU; 4/8/04)
Hits Allowed	10 (Cal; 4/9)	Same
WP	1 - 3x (Cal; 4/9)	1 - 7x (Cal; 4/9/05)
HBP	2 - 2x (OKLA; 3/20)	Same
Pitches	127 (Cal; 4/9)	Same

#41 Josh Satow, LHP (Scottsdale, Ariz.)

Category	2005 Best	Career Best (last)
Innings	5.0 (WIU; 3/13)	
Runs Allowed	9 (WIU; 3/13)	
ER Allowed	6 (WIU; 3/13)	
K's	1 (WIU; 3/13)	
BB	3 (WIU; 3/13)	
Hits Allowed	9 (WIU; 3/13)	
WP	None	
HBP	None	
Pitches	88 (WIU; 3/13)	

#45 Erik Averill, LHP (Orange, Calif.)

Category	2005 Best	Career Best (last)
Innings	9.0 - 3x (Oklahoma; 3/19)	Same
Runs Allowed	5 (Tulane; 2/19)	7 (Gonzaga; 2/16/04)
ER Allowed	5 (Tulane; 2/19)	6 (WASH; 3/26/04)
K's	14 (NMSU; 2/4)	Same
BB	4 (ECU; 3/5)	Same
Hits Allowed	9 (LBSU; 1/28)	12 (CSF; 6/5/04)
WP	2 (LBSU; 1/28)	2 - 2x (LBSU; 1/28/05)
HBP	2 - 2x (WRST; 4/1)	4 (USC; 3/29/03)
Pitches	130 (USA; 2/12)	Same

#47 Ty Marotz, RHP (Crystal Lake, Ill.)

Category	2005 Best	Career Best (last)
Innings	5.2 (NMSU; 2/7)	Same
Runs Allowed	3 (NMSU; 2/7)	3 - 4x (NMSU; 2/7/05)
ER Allowed	3 (NMSU; 2/7)	3 - 2x (NMSU; 2/7/05)
K's	4 (LBSU; 1/29)	5 (NMSU; 5/19/04)
BB	1 - 2x (USC; 3/24)	2 - 2x (NMSU; 5/19/04)
Hits Allowed	6 (NMSU; 2/7)	7 (NMSU; 5/19/04)
WP	None	1 - 3x (STAN; 5/30/04)
HBP	None	None
Pitches	78 (NMSU; 2/7)	Same

#49 Brett Bordes, LHP (Mesa, Ariz.)

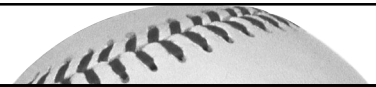
Category	2005 Best	Career Best (last)
Innings	4.2 (GU; 2/13)	6.0 - 2x (WASH; 3/27/04)
Runs Allowed	6 (OSU; 2/6)	6 - 3x (OSU; 2/6/05)
ER Allowed	4 (OSU; 2/6)	6 - 2x (ARIZ; 5/23/04)
K's	4 (LBSU; 1/30)	10 (Arizona; 2/24/04)
BB	2 - 2x (OKLA; 3/20)	5 (WASH; 3/27/04)
Hits Allowed	6 - 2x (OSU; 2/6)	6 - 3x (OSU; 2/6/05)
WP	None	1 - 3x (UCLA; 4/18/04)
HBP	1 (USC; 3/24)	2 (Cal; 3/20/04)
Pitches	90 (OSU; 2/6)	106 (WASH; 3/27/04)

#50 Tony Barnette, RHP (Federal Way, Wash.)

Category	2005 Best	Career Best (last)
Innings	5.1 (Arizona; 2/15)	
Runs Allowed	6 (LSU; 3/13)	
ER Allowed	5 - 2x (LSU; 3/13)	
K's	6 (LSU; 3/13)	
BB	3 (USC; 3/24)	
Hits Allowed	7 (WIU; 3/13)	
WP	None	
HBP	1 - 4x (WIU; 3/13)	
Pitches	90 (Arizona; 2/15)	



Sun Devil Baseball 2005



Last Time it Happened in Sun Devil Baseball...

(Through 37 Games of 2005 Season)

Hitting Categories:

A SUN DEVIL HIT A GRAND SLAM: Travis Buck, Feb. 25, 2005 vs. Baylor (7th inning at Packard Stadium)
 ASU HIT A WALK-OFF HOME RUN: Jeff Larish, March 18, 2005 vs. Oklahoma (solo home run in bottom of ninth inning)
 A SUN DEVIL LED OFF A GAME WITH A HR: Dustin Pedroia, Mar. 13, 2004 vs. #11 Tulane (1-1 count at Packard Stadium)
 A SUN DEVIL HIT FOR THE CYCLE: Travis Buck, March 7, 2003 vs. Southern Utah (19-0 win)
 THE DEVILS HIT FOR THE CYCLE TO OPEN A GAME: April 27, 2003 vs. Washington State in first inning (HR/2B/1B/3B)
 THE DEVILS HIT BACK-TO-BACK HOME RUNS: Tuffy Gosewisch and Jeff Larish, March 13, 2005 vs. Western Illinois (1st inning)
 A SUN DEVIL HIT TWO HOME RUNS IN ONE GAME: Jeff Larish, March 13, 2005 vs. Western Illinois (4-for-6, 6 R, 4 RBI, 3-R HR, Solo HR)
 A SUN DEVIL HIT THREE HOME RUNS IN A GAME: Jeremy West, April 27, 2003 vs. Washington State
 A SUN DEVIL HAD 5 HITS IN A GAME: Tuffy Gosewisch, March 25, 2005 at USC (5-for-6, 4 R, 4 RBI)
 A SUN DEVIL HAD 6 HITS IN A GAME: Travis Buck, March 13, 2005 vs. Western Illinois (6-for-8, 3 RBI)
 A SUN DEVIL HAD 7 HITS IN A GAME: Jerry Mantlo, Feb. 6, 1972, vs. Michigan
 A SUN DEVIL HAD 3 DOUBLES IN A GAME: Tuffy Gosewisch, Feb. 7, 2005 vs. New Mexico State (11-10 victory)
 A SUN DEVIL HAD 4 DOUBLES IN A GAME: Travis Buck, Feb. 28, 2004 vs. Connecticut (16-5 victory)
 A SUN DEVIL HIT 2 TRIPLES IN A GAME: Travis Buck, March 12, 2005 vs. Western Illinois (19-1 victory at Alex Box Stadium)
 A SUN DEVIL HAD 7 RBI IN A GAME: Nick Walsh, April 27, 2003 vs. Washington State
 A SUN DEVIL HAD 8 RBI IN A GAME: Travis Buck, Feb. 29, 2004 vs. UConn (5-for-5, HR, 2B)
 A SUN DEVIL HAD 9 RBI IN A GAME: Jeremy West, April 27, 2003 vs. Washington State
 A SUN DEVIL STOLE 4 BASES IN A GAME: Rocky Laguna, Feb. 7, 2005 vs. New Mexico State (ties school record)
 A SUN DEVIL STRAIGHT STEAL OF HOME: Colin Curtis, Feb. 20, 2004 vs. Lamar (Reckling Park, Houston, Texas, 8th inning)
 A SUN DEVIL STRUCK OUT FOUR OR MORE TIMES IN A GAME: Jeff Larish, March 4, 2005 vs. North Carolina
 A SUN DEVIL WALKED FOUR TIMES IN A GAME: Colin Curtis, March 4, 2005 vs. North Carolina (0-for-1, 4 BB, HBP)
 A SUN DEVIL HITTER STRANDED SIX RUNNERS ON BASE: Tuffy Gosewisch (6), January 28, 2005 vs. Long Beach State
 A SUN DEVIL RECORDED 13 TOTAL BASES: Jeremy West (14), April 27, 2003 vs. Washington State (3 HR, 2 1B)
 A SUN DEVIL HAD TWO SAC BUNTS IN A GAME: Travis Buck, April 23, 2005 at Washington State
 A SUN DEVIL SCORED FIVE RUNS IN A GAME: Jeff Larish, March 13, 2005 vs. Western Illinois (6 runs scored)
 A SUN DEVIL WAS HIT BY PITCHES TWO OR MORE TIMES: Travis Buck (2), April 25, 2003 vs. Washington State
 AN OPPONENT HIT TWO HOME RUNS IN ONE GAME: Ryan Patterson (LSU), March 13, 2005 at Alex Box Stadium
 AN OPPONENT HIT A WALK-OFF HOME RUN: Jodran Brown (Arizona), Feb. 15, 2005 at Kindall Field (2-run HR in 14th inning)
 AN OPPONENT HIT A LEADOFF HOME RUN: Nathan Southard (Tulane), Feb. 18, 2005 at Turchin Stadium (off Jason Urquidez)

Pitching Categories:

A SUN DEVIL PITCHER THREW A NO-HITTER: Kevin Rawitzer, March 2, 1993, vs. Southern Utah (ASU 7, SUU 0)
 A SUN DEVIL PITCHER THREW A PERFECT GAME: Eddie Bane, March 2, 1973, vs. Cal State Northridge (ASU 9, CSUN 0)
 A SUN DEVIL PITCHER THREW A ONE-HITTER: Drew Friedberg, Jan. 24, 1999, vs. Hawaii-Hilo (ASU 10, Hilo 0)
 A SUN DEVIL PITCHER THREW A TWO-HITTER: Will Waldrip, Jan. 23, 1999, vs. Hawaii-Hilo (ASU 3, Hilo 0)
 ARIZONA STATE WAS NO-HIT: Phil Keller (Stanford), March 23, 1970 (Stanford 1, ASU 0)
 ARIZONA STATE WAS ONE-HIT: Alan Dunn/Tim Meacham (Alabama), June 10, 1983 (Alabama 6, ASU 0)
 A SUN DEVIL PITCHER THREW A COMPLETE GAME: Pat Bresnehan, March 25, 2005 at USC (17-1 win)
 A SUN DEVIL PITCHER THREW A COMPLETE GAME SHUTOUT: Erik Averill, Feb. 4, 2005 vs. New Mexico State (12-0 victory)
 A SUN DEVIL PITCHER THREW BACK-TO-BACK COMPLETE GAMES: Erik Averill (2/4, 2/12, 2005)
 AN OPPOSING PITCHER THREW A COMPLETE GAME: Mark Romanczuk (Stanford), March 24, 2003 (4-2 Stanford Win)
 THE SUN DEVILS SHUT OUT AN OPPONENT (1 OR MORE PITCHERS): Ohio State (3-0), March 6, 2005 (2 times in 2005)
 THE SUN DEVILS WERE SHUT OUT: Gonzaga, February 13, 2005 (Gonzaga 2, ASU 0)
 A SUN DEVIL STRUCK OUT 10 OR MORE BATTERS IN A GAME: Erik Averill (14), Feb. 4, 2005 vs. New Mexico State (CG)
 A SUN DEVIL STRUCK OUT 15 OR MORE BATTERS IN A GAME: Mike Eposito (17), March 29, 2002 vs. UW
 AN OPPOSING PITCHER STRUCK OUT 10 OR MORE SUN DEVILS: Andrew Miller, North Carolina, (12), March 4, 2005 (at East Carolina)
 THE SUN DEVIL PITCHING STAFF DID NOT WALK A BATTER: at New Mexico State, Feb. 4, 2005 (12-0 win)
 A SUN DEVIL PITCHER RECORDED 10 WINS IN A SEASON: Jason Urquidez (2004) -- 12-3
 A SUN DEVIL PITCHER HIT THREE BATTERS IN A GAME: Jeff Mousser (3), April 4, 2004 vs. USC (10-3 loss at Packard Stadium)

Fielding Categories:

THE SUN DEVILS HAD NO ERRORS IN A GAME: April 9, 2005 at California - Game 1 (11-7 win) - 8 times in 2005.
 THE SUN DEVILS COMMITTED FIVE ERRORS IN A GAME: February 27, 2005 vs. #8 Baylor (8-7 loss in 10 innings)
 A SUN DEVIL COMMITTED THREE OR MORE ERRORS IN A GAME: Jeff Landry, March 13, 2005 at LSU (3)
 A SUN DEVIL HAD 15 OR MORE PUTOUTS IN A GAME: Tuffy Gosewisch (16), Feb. 8, 2004 vs. Florida State
 A SUN DEVIL HAD 20 OR MORE PUTOUTS IN A GAME: Jeff Phelps (21), March 6, 1999, vs. Stanford
 A SUN DEVIL HAD EIGHT OR MORE ASSISTS IN A GAME: Dennis Wyrick (SS), Feb. 6, 2000, vs. Florida State
 THE SUN DEVILS TURNED FIVE DOUBLE PLAYS IN A GAME: May 7, 1999, vs. Washington (Husky Ballpark)
 THE SUN DEVILS TURNED A TRIPLE PLAY: April 16, 2004 at UCLA (Travis Buck (RF), Dustin Pedroia (SS), Seth Dhaenens (3B)).

Scoring and Misc. Categories:

THE SUN DEVILS RECORDED 20 OR MORE HITS: 35, March 13, 2005 vs. Western Illinois (school record in hits)
 THE SUN DEVILS RECORDED 20 HITS IN BACK-TO-BACK GAMES: March 12-13 vs. Western Illinois (23/35)
 THE SUN DEVILS SCORED 20 OR MORE RUNS: 30, March 13, 2005 vs. Western Illinois (30-13 victory in Baton Rouge, La.)
 THE SUN DEVILS SCORED 30 OR MORE RUNS: 30, March 13, 2005 vs. Western Illinois (30-13 victory in Baton Rouge, La.)
 THE SUN DEVILS SCORED 10 OR MORE RUNS IN AN INNING: (15 - 9th), March 13, 2005 vs. Western Illinois (16 hits, 15 runs)
 THE SUN DEVILS LEFT 15 OR MORE RUNNERS ON BASE: Florida State (15) -- 12-6 win at Packard Stadium.
 THE SUN DEVILS SURRENDERED A NINTH INNING LEAD (WALK-OFF LOSS): at California, Apr. 10, 2005 (led 3-2, lost 4-3)
 ASU SWEPT A THREE-GAME PAC-10 SERIES: Oregon State; May 14-16, 2004 (9-3, 3-1, 8-4)
 ASU WAS SWEPT IN A PAC-10 SERIES: at UCLA, April 16-18, 1999 (11-10 L, 9-3 L, 8-6 L)
 ASU WAS SWEPT IN A PAC-10 SERIES AT HOME: vs. USC, March 27-29, 1997 at Packard Stadium (12-7 L, 15-4 L, 11-7 L)
 THE SUN DEVILS PLAYED EXTRA INNINGS: at No. 21 USC, March 26, 2005 at Dedeaux Field (2-1 win in 10 innings)
 THE SUN DEVILS PLAYED 14 OR MORE INNINGS: at Arizona, Feb. 15, 2005 at Kindall Field at Sancet Stadium (7-6 loss on walk-off HR)
 THE SUN DEVILS PLAYED BACK-TO-BACK EXTRA-INNING GAMES: Feb. 27, 2005 (Baylor - 10) and Mar. 4, 2005 (North Carolina - 11)
 ASU PLAYED A GAME OVER 5 HOURS: at Arizona, Feb. 15, 2005, 5:13 (7-6 loss in 14 innings)

